

'66 Plymouth Wagons



Fury Wagons



Fury III, 3-seat/Bronze Metallic exterior with Tan interior



Slide in, load up, wheel out and let yourself go in Fury wagons for '66 . . . six big, bold, beautiful models. All with fresh, new styling changes. More than 18 feet long, Fury wagons are Plymouth's big, new beauties in a great big hurry. For power there's a choice of five load-pulling engines, from the thrifty 225-cu.-in. "6" to the muscle-packed 440-cu.-in. V-8. Roomy inside? They sure are! More than 96.9 cu. ft. of usable cargo space, not including the hidden cargo area under the rear floor. Attractive? You'll agree when you get an eyeful of Fury's new interior trim and upholstery. Five colorful all-vinyl variations. Rich, deep-pile formed carpeting. And there are many new options to make driving 2- or 3-seat Fury wagons more of a pleasure than ever before. Tilt-a-Scope adjustable steering wheel. Front-wheel caliper-type disc brakes. To name only a few. Take a close look at all the Plymouth wagons on the following pages. You'll find the model, power, color, and options that will fit your wagon taste for '66. *Let yourself go . . . Plymouth.*





Fury II, 2-seat/Light Blue Metallic exterior with Blue interior

Fury I, 2-seat/Beige exterior with Tan interior




Fury Standard Equipment / Variable-speed electric windshield wipers with windshield washer/Padded instrument panel/Outside rear-view mirror/Seat belts—front and rear—right and left/Back-up lights/Roll-down tailgate window on 2-seat/Electric tailgate window lift on 3-seat (Fury III and II only)/318-cu.-in. V-8 engine*/225-cu.-in. 6-cyl. engine*/3-speed manual transmission/Heater with defroster/Carpet—formed/Vinoleum floor covering—cargo area/Bench-type seats/Sun visors—right and left/Electric clock (Fury III only)/Cigar lighter—instrument panel/Ash receivers—front and rear/Armrests—front and rear.

Fury Options and Accessories/Single or dual air conditioning/Auto Pilot/Disc brakes—front wheels only/Electric door locks/Roof luggage rack / Assist handles / Lockable luggage compartment/Emergency flasher/Sure-Grip differential/Radios—AM and AM-FM/6-way power seat adjuster/Power brakes/Power window lifts / Power steering / Whitewall tires / Tilt-a-scope adjustable steering wheel/Wheel covers—deluxe/Wheel covers—deep-dish/Seat belt retractors—front and rear / Commando 383-cu.-in. V-8 engine—2 or 4-bbl. carb./Commando 440-cu.-in. V-8 engine—4-bbl. carb. / 4-speed manual transmission with "383"—4-bbl. / 3-speed automatic transmission / Trailer-towing package / Tinted glass.

*Price of standard vehicle will vary, dependent on choice of engine. The "Standard 8", naturally, is priced somewhat higher than the "Standard 6".

Belvedere Wagons



Belvedere II, 3-seat / Bright Red with Red interior



This year, Belvedere wagons show a big departure from previous styling concepts. All-new style and performance, in a large economy size. Massive, deep-section bumpers. Bright, bold grille. Sharp, crisp roof contours. Big, curved side-glass windows for improved visibility. And that's just the beginning of the long list of changes that make Belvedere 2-seat and 3-seat wagons for '66 great to be looking into or out of. They're on a new, longer 117-inch wheelbase. Stronger and tougher too, with an increased load-carrying capacity. Power for these new wagons comes from one of five engines, ranging from the 225-cu.-in. economy "6" to the Commando 383-cu.-in. 4-bbl. V-8. Inside, Belvedere wagons have the same fresh, bold look, from the easy-to-read instrument panel to the tailgate (that lowers with fingertip ease). Foam padded seats provide armchair comfort. Trim and upholstery is long-wearing, all-vinyl. And to match the decorative interior hues, Belvedere wagons offer 17 brilliant exterior acrylic enamel colors. For people or packages, what a way to *Let yourself go . . . Plymouth.*





Belvedere I, 2-seat / Dark Turquoise Metallic with Tan interior


Belvedere Standard Equipment / Variable-speed windshield wipers with windshield washer / Padded instrument panel / Outside rear-view mirror / Lights, dome: 1 on 2-seater, 2 on 3-seater / Seat belts—front and rear seat / Heater with defroster / Back-up lights / 225-cu.-in. 6-cyl. engine* / 273-cu.-in. V-8 engine* / 3-speed manual transmission / Sun visors—right and left / All-vinyl trim / Front seats—bench-type / Mirror—inside rear-view / Armrests—front and rear / Ash receivers—instrument panel / Ash receivers—rear door armrests / Cigar lighter—instrument panel / Carpet—passenger area (Belvedere II only) / Vinoleum inserts—cargo area.

Belvedere Options and Accessories / Air conditioning / 318-cu.-in. V-8 engine / Commando 361-cu.-in. V-8 engine / Commando 383-cu.-in. V-8 4-bbl. engine / Sure-Grip differential / Luggage rack—roof / Power brakes / Power steering / Whitewall tires / Electric tailgate window lift (Std. 3-seat) / Seat belt retractors—front and rear / AM radio with antenna / Deluxe wheel covers / Bumper guards, front and rear (Rear std. 3-seat) / Electric clock / Tinted windshield / Tinted windows / Parking brake light / Trailer-towing package / Undercoating / Day-Nite rear-view mirror.


*Price of standard vehicle will vary, dependent on choice of engine. The "Standard 8", naturally, is priced somewhat higher than the "Standard 6".



Valiant Wagons



Valiant 200, 2-seat/Dark Blue Metallic with Blue interior



Valiant 100, 2-seat/Light Turquoise Metallic with Tan interior



Economy-bred beauties? You bet! Valiant 200 and 100 wagons really let you live . . . within your budget. These are the utility vehicles that lead the economy parade. What a load-hauling way to let yourself go. Whether they're carrying a growing family or farm supplies, these Valiant wagons handle like a dream. In town, and out. And nothing stretches a tankful of gas better than one of Plymouth's three thrifty engines, the 170-cu.-in. "6", the 273-cu.-in. V-8, or the optional 225-cu.-in. "6". With the "V-8", if you want to feel as though you're doing *all* the driving, try the optional "4-on-the-floor" manual transmission. Or if you'd rather let Valiant do it for you, get a 3-speed automatic TorqueFlite transmission. There are many other options and accessories, as well, that will make going in a Valiant Wagon easy! *Let yourself go . . . Plymouth.*

Valiant Standard Equipment/Seat belts—front and rear/Variable-speed electric windshield wipers with windshield washer / Padded instrument panel / Outside rear-view mirror / Roll-down tailgate window/Heater with defroster/Manual 3-speed transmission/170-cu.-in. 6-cyl. engine* / 273-cu.-in. V-8 engine* / Back-up lights / Inside rear-view mirror—clear/Color-keyed carpet in passenger area (200 only)/Front seats—bench-type/Sun visor—right and left/Armrests—front (also rear in 200)/Ash receivers—instrument panel (also rear in 200).

Valiant Options and Accessories/Air conditioning/Disc brakes—front wheels only/Roof luggage rack/Tailgate electric window lift/3-speed automatic transmission with column-mounted selector/4-speed manual floor transmission—8-cyl. only/Sure-Grip differential / 225-cu.-in. 6-cyl. engine / Whitewall tires / Wheel covers—deluxe/Radio, AM / Power steering/Power brakes/Tinted glass windows / Day-Nite rear-view mirror / Trailer-towing package / Undercoating.

*Price of standard vehicle will vary, dependent on choice of engine. The "Standard 8", naturally, is priced somewhat higher than the "Standard 6".



1



2




3



4



5



6

7



8	A	B	C	D	E	F	G	H
	170 "g"	225 "g"	273 V-8	318 V-8	Commando 361 V-8	Commando 383 V-8	Commando 383 V-8	Commando 440 V-8
Horsepower.....	101 hp at 4400 rpm	145 hp at 4000 rpm	180 hp at 4200 rpm	230 hp at 4400 rpm	265 hp at 4400 rpm	270 hp at 4400 rpm	325 hp at 4800 rpm	365 hp at 4600 rpm
Torque, lbs.-ft.....	155 at 2400 rpm	215 at 2400 rpm	260 at 1600 rpm	340 at 2400 rpm	380 at 2400 rpm	390 at 2800 rpm	425 at 2800 rpm	480 at 3200 rpm
Compression ratio.....	8.5 to 1	8.4 to 1	8.8 to 1	9.0 to 1	9.0 to 1	9.2 to 1	10.0 to 1	10.1 to 1
Bore, inches.....	3.40	3.40	3.63	3.91	4.12	4.25	4.25	4.32
Stroke, inches.....	3.125	4.125	3.31	3.31	3.38	3.38	3.38	3.75
Displacement, cu. in....	170	225	273	318	361	383	383	440
Carburetor type.....	1-bbl.	1-bbl.	2-bbl.	2-bbl.	2-bbl.	2-bbl.	4-bbl.	4-bbl.
Air cleaner type.....	Silenced	Silenced	Silenced	Silenced	Silenced	Silenced	2-Snorkel	2-Snorkel
Exhaust.....	Single	Single	Single	Single	Single	Single	Dual	Dual
Camshaft.....	Standard	Standard	Standard	Standard	Standard	Standard	Standard	Standard
Fuel.....	Regular	Regular	Regular	Regular	Regular	Regular	Premium	Premium

AVAILABILITY—Valiant—Std.: A, C; Opt.: B Belvedere—Std.: B, C; Opt.: D, E, G Fury—Std.: B, D; Opt.: F, G, H

Options, Accessories and Engines

1—Air Conditioning. The ideal way to beat the heat. This easy-to-operate, fast-responding system features optimum humidity control. Fury wagons also have a dual system available. One unit mounted on the dash and the second in the ceiling.

2—Tilt-a-Scope Steering Wheel. Added driving comfort for every driving member of the family. This new option telescopes a total of 2.7 inches, and tilts to 2 positions above, and 3 positions below center. (Fury only.)

3—Adjustable Roof Luggage Rack. The good-looking option that increases the luggage carrying capacity of wagons.

4—Transaudio AM Radio. This fully transistorized option provides clear reception from the moment it's turned on. It features push-button station selection and tone control. AM-FM models available on Fury.

5—Power Tailgate Window. A flick of the finger raises or lowers it with ease, from dash or tailgate control. (Standard on 3-seat.)

6—Auto Pilot. Set the dash-mounted pointer to your pre-selected speed, and this ingenious control does the rest. Maintains set speed regardless of hills and declines. Even nudges your foot gently when pre-set speed is reached. (8-cyl. Fury only.)

7—Commando 440-cu.-in. V-8 Engine. The performance-plus option available in Fury wagons only. Means extra power for pulling big loads in Plymouth's big wagons.

8—Eight Dependable Engines to power the wagons of your choice through the paces of your choice . . . 170- to 440-cu.-in. displacement.

OTHER POPULAR OPTIONS

3-speed automatic transmission

4-speed manual transmission

Power brakes

Power steering

AM/FM radio with antenna (Fury only)

Sure-Grip differential

Special wheel covers

Electrically operated door-locking system (Fury only)

Power windows (Fury only)


Tinted windshield

Tinted windows

Whitewall tires

Trailer Towing Package. Plymouth has specially designed, factory-installed trailer-towing equipment available for most models. For detailed information, ask your Plymouth Dealer for the highly informative booklet on this subject. *Let yourself go . . . Plymouth.*

•Ask your Plymouth Dealer for other options and accessories.



Light Blue




Light Blue Metallic



Dark Blue Metallic



Dark Turquoise Metallic




Dark Green Metallic



Bronze Metallic



Soft Yellow




Yellow



Beige



Citron Gold Metallic




Light Mauve Metallic



Bright Red



Dark Red Metallic



Silver Metallic



White



Black



Light Turquoise Metallic

Important Note: All solid exterior colors except Silver Metallic, where offered in a series, are considered standard equipment. Silver Metallic, however, and all two-tone paint combinations are optional at slight additional cost.

Fury III—There are 12 exterior body colors available for the '66 Fury III Wagons. They include all colors listed here except: Citron Gold Metallic, Dark Green Metallic, Soft Yellow, Yellow and Light Mauve Metallic. Interiors are all-vinyl and are available in Blue, Turquoise, Tan and Red.

Fury II—11 solid exterior colors are offered in the Fury II Wagons. They include all colors except Citron Gold Metallic, Dark Green Metallic, Soft Yellow, Yellow, Light Mauve Metallic and Silver Metallic. Wagon interior trim is all-vinyl and is available in Blue, Turquoise, Tan and Red.

Fury I—Exterior solid colors available for Fury I Wagons are the same as for Fury II. Wagon interiors are all-vinyl and are available in Blue, Tan and Red.

Belvedere II—17 solid exterior body colors are available for the '66 Belvedere II Wagons. They encompass all colors listed here. Interiors are all-vinyl and are available in Blue, Turquoise, Red, Citron and Black.

Belvedere I—12 solid exterior body colors are offered for the Belvedere I Wagons. These include all listed except Citron Gold Metallic, Dark Green Metallic, Soft Yellow, Yellow and Light Mauve Metallic. All-vinyl trim is available in Blue, Tan and Red.

Valiant 200—There are also 12 solid exterior body colors available for Valiant 200 Wagons for '66. They are the same selection offered for Belvedere I. Interiors are cloth and vinyl, and are available in Blue, Turquoise, Tan. The optional all-vinyl interiors also include Red.

Valiant 100—The same exterior solid body colors are offered for Valiant 100 Wagons as for all-vinyl Valiant 200, except for Silver Metallic and Dark Red Metallic. Interiors are all-vinyl and are available in Blue, Tan and Red.

Colors shown here may differ slightly from color chips available at your Plymouth Dealer.

Customer Care and the Chrysler Corporation's 5-Year/50,000-Mile Engine and Drive Train Warranty*... a couple more good reasons for letting yourself go Plymouth '66.

*Here's how Plymouth's 5-year/50,000-mile engine and drive train warranty protects you: Chrysler Corporation confidently warrants all of the following vital parts of its 1966 cars for 5 years or 50,000 miles, whichever comes first, during which time any such parts that prove defective in material and workmanship will be replaced or repaired at a Chrysler Motors Corporation Authorized Dealer's place of business without charge for such parts

or labor: engine block, head and internal parts, intake manifold, water pump, transmission case and internal parts (excepting manual clutch), torque converter, drive shaft, universal joints, rear axle and differential and rear wheel bearings. Required maintenance: The following maintenance services are required under the warranty—change engine oil every 3 months or 4,000 miles, whichever comes first; replace oil filter every

second oil change; clean carburetor air filter every 6 months and replace it every 2 years; and every 6 months furnish evidence of this required service to a Chrysler Motors Corporation Authorized Dealer and request him to certify receipt of such evidence and your car's mileage. Simple enough for such important protection.

The policy of Chrysler Corporation is one of continual improvement in design and manufacture wherever possible to assure a still finer car. Hence, specifications, equipment and prices are subject to change without notice. Automobiles pictured show optional equipment items. Production information published herein, while correct at time of publication, is subject to change.



Colors and Specifications

FURY

Brakes

Hydraulic, 11-in. diameter, 2.75-in. wide (front) and 2.0-in. wide (rear), servo-contact, self-energizing brakes, with bonded linings. Lining area is 223.4 sq. in. on V-8's and 202.1 sq. in. on 6-cylinder wagons. Brake shoes are internal-expanding type. A self-adjusting feature (activated during reverse stops) is incorporated in the design. Separate, foot-operated parking brake, cable-connected, acts on each rear wheel.

Suspension

Front..... Torsion bars and ball joints
Rear... 2.5-in.-wide asymmetrical leaf springs—6½ leaves
Shock absorbers..... Oriflow type

Electrical system

Heavy-duty, 12-volt, 54-plate, 48-ampere-hour battery. Chrysler Corporation alternator with high charging rate at low engine speeds.

Rear axle ratios

(Hotchkiss-drive type, hypoid rear axle)
TorqueFlite 318-cu.-in. V-8..... 2.94:1
TorqueFlite 6..... 3.23:1
Manual 6..... 3.55:1
Manual V-8..... 3.23:1

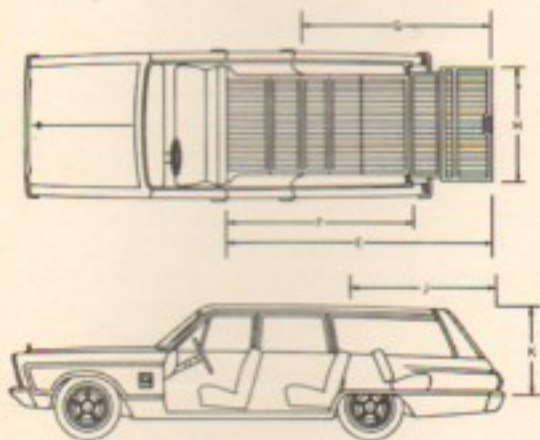
Tires and wheels*

	Wheels	Tires
6-cylinder station wagons.....	6.0JK x 14	8.55 x 14
8-cylinder station wagons.....	6.0JK x 14	8.55 x 14

*Safety-rim wheels with low-pressure tubeless tires standard on all models.

Capacities

Fuel tank..... 21 gallons
Cooling system, 6-cylinder engines..... 13 quarts
Cooling system, 8-cylinder engines..... 21 quarts
Lubricating oil..... 4 quarts



DIMENSIONS

Wheelbase..... 121 inches
Over-all dimensions..... length—2-seat 216.1 inches, 3-seat 217.4 inches
width—78.2 inches, height*—56.8 inches
Track..... front wheels 62 inches, rear wheels 60.7 inches
Passenger space:
Effective headroom..... front seat 39.6 inches, rear seat 39.3 inches
Effective legroom..... front seat 42 inches, rear seat 39.6 inches
Shoulder-room..... front seat 60 inches, rear seat 60 inches
Seat height..... front 8.9 inches, rear 11.9 inches
Rear-seat kneeroom..... 6.4 inches
Cargo compartment:
Floor length, tailgate open, 2nd, 3rd seats folded (E)..... 128.9 inches
Floor length, tailgate closed, 2nd, 3rd seats folded (F)..... 95.7 inches
Floor length, tailgate open, 2nd seat up, 3rd seat folded (G)..... 91.7 inches
Floor length, tailgate closed, 2nd seat up, 3rd seat folded (J)..... 58.5 inches
Height of rear opening (K)..... 29.5 inches
Width of rear opening at the floor (H)..... 55.0 inches

BELVEDERE

Brakes

Hydraulic, 10-inch diameter, 2.5-inch wide, servo-contact, self-energizing brakes, with bonded linings. Lining area is 195.2 square inches. Brake shoes are internal-expanding type. A self-adjusting feature (activated during reverse stops) is incorporated in the design. Separate, foot-operated parking brake, cable-connected, acts on each rear wheel.

Suspension

Front..... Torsion bars and ball joints
Rear... 2.5-in.-wide asymmetrical leaf springs—4½ leaves
Shock absorbers..... Oriflow type

Electrical system

Heavy-duty, 12-volt, 54-plate, 48-ampere-hour battery. Chrysler Corporation alternator with high charging rate at low engine speeds.

Rear axle ratios

(Hotchkiss-drive type, hypoid rear axle)
TorqueFlite V-8..... 2.94:1
(with 361-, 383-, 4-bbl.)..... 3.23:1
TorqueFlite 6..... 2.93:1
Manual 6..... 3.23:1
Manual V-8 (except 318-2.94:1)..... 3.23:1

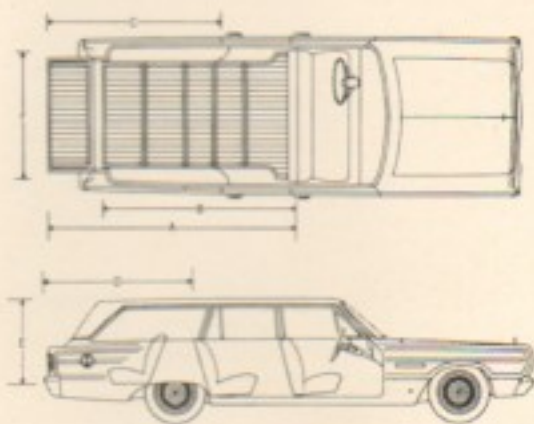
Tires and wheels*

	Wheels	Tires
Standard (2-seat wagons).....	5.5K x 14	7.75 x 14
Standard (3-seat wagons).....	5.5K x 14	8.25 x 14

*Safety-rim wheels with low-pressure tubeless tires standard on all models.

Capacities

Fuel Tank..... 19 gallons
Cooling system, 6-cylinder engines..... 13 quarts
Cooling system, 8-cylinder engines..... 21 quarts
Lubricating oil..... 4 quarts



DIMENSIONS

Wheelbase..... 117 inches
Over-all dimensions..... length, 2-seat 207.1 inches, 3-seat 208.1 inches
width—75.5 inches, height* "6"—55.3 inches, V-8—55.2 inches (3-seat)
Track..... front wheels 59.5 inches, rear wheels 58.5 inches
Passenger space:
Effective headroom..... front seat 39.4 inches, rear seat 39.3 inches
Effective legroom..... front seat 42 inches, rear seat 36.5 inches
Shoulder-room..... front seat 58 inches, rear seat 58 inches
Seat height..... front 8.6 inches, rear 11 inches
Rear-seat kneeroom..... 4.4 inches
Cargo compartment:
Floor length, tailgate open, 2nd, 3rd seats folded (A)..... 121.4 inches
Floor length, tailgate closed, 2nd, 3rd seats folded (B)..... 92.2 inches
Floor length, tailgate open, 2nd seat up, 3rd seat folded (C)..... 88.1 inches
Floor length, tailgate closed, 2nd seat up, 3rd seat folded (D)..... 57.4 inches
Width between the rear wheel housings..... 45.3 inches
Height of rear opening (E)..... 30.4 inches
Width of rear opening at the floor (F)..... 51.5 inches

*NOTE: Height dimensions are based on a newly established full rated load of passengers and luggage.

VALIANT

Brakes

Hydraulic, 6-cyl.-engine model has 9-in. diameter brakes. Front wheels, 2.25-in.-wide front shoe, 2.5 in. wide rear shoe. Rear wheels have 2.0-in. shoe. Total lining area is 153.5 sq. in. V-8 engine model has 10-in. diameter brakes. 2.25-in. front-wheel shoes and 1.75-in. rear-wheel shoes for a total area of 156.2 sq. in.

Suspension

Front..... Torsion bars and ball joints
Rear..... 2.5-in.-wide asymmetrical leaf springs
—5 leaves on 6-cylinder
—6 leaves on V-8 model
Shock absorbers..... Oriflow type

Electrical system

12-volt, 38-ampere-hour battery with 170-cu.-in. 6-cylinder engine. Chrysler corporation alternator with high charging rate at low engine speeds.

Rear axle ratios

(Hotchkiss drive type, hypoid rear axle)
TorqueFlite 6—170-cu.-in. engine..... 3.23:1
Manual 6—170-cu.-in. engine..... 3.23:1

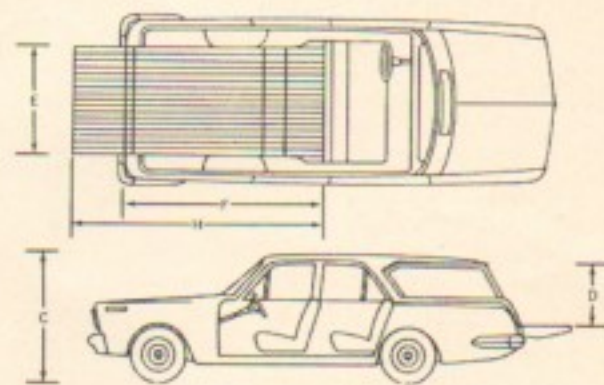
Tires and wheels*

	Wheels	Tires
6-cylinder station wagons.....	4.5J x 13	6.50 x 13
8-cylinder station wagons.....	4.5J x 13	7.00 x 13

*Safety-rim wheels with low-pressure tubeless tires standard on all models.

Capacities

Fuel tank..... 18 gallons
Cooling system, 6-cylinder engines..... 12 quarts
Cooling system, 8-cylinder engines..... 18 quarts
Lubricating oil..... 4 quarts



DIMENSIONS

Wheelbase..... 106 inches
Over-all dimensions..... length, 2-seat 189 inches, width, 70.2 inches
height* "6" (C) 55.2 inches, V-8 (C) 55.5 inches
Track..... front wheels 55.9 inches, rear wheels 55.6 inches
Passenger space:
Effective headroom..... front 38.2 inches, rear 37.7 inches
Effective legroom..... front 40.7 inches, rear 34.2 inches
Shoulder-room..... front 54.2 inches, rear 54.4 inches
Seat height..... front 8 inches, rear 11.6 inches
Rear-seat kneeroom..... 3.1 inches
Cargo compartment:
Floor length, rear seat up, tailgate up..... 51.8 inches
Width Max. at floor..... 52.6 inches
Between wheel housings..... 43.5 inches
Height max.—floor to ceiling..... 30.4 inches
Rear opening width—max. (E)..... 43.3 inches
Rear opening height (D)..... 26.1 inches
Floor length, rear seat flat, tailgate up (F)..... 83.8 inches
Floor length, rear seat flat, tailgate down (H)..... 105.3 inches

Let yourself go... *Plymouth*

PLYMOUTH DIVISION  CHRYSLER
MOTORS CORPORATION

