

'66 Plymouth Barracuda


Leysun Plymouth, Inc.

234 ROBBINS AVENUE

NILES, OHIO

Phone 652-5821





Dark Green Metallic exterior with Black interior

Barracuda



After a highly successful selling year in 1965, what do you do for an encore? It was easy for Barracuda! Look over this '66 model and see what we mean. Start at the front. The bold, die-cast grille is distinctively styled, and is a Barracuda exclusive. A new Barracuda medallion embellishes the center of the divider. Along both sides, a lacquered stripe, color-keyed to the interior trim, runs from the front fender to the rear. Fender-mounted turn signal indicators add an extra luxury note to the beauty of the '66 Plymouth Barracuda. The popular fastback styling has 14.4 sq. ft. of fully tinted glass in the rear window. Now let's look inside. New for '66, we see shell-type bucket seats up front. Seat and door panel trim is all-vinyl. Bright, rich, colorful carpeting covers both front and rear floor areas, as well as the storage area. A Barracuda exclusive is the instrument panel. Easy-to-read dials and gauges, including the vacuum gauge or optional tachometer, add to the sporty image of this fast-moving fastback. One of the best-liked features of the Plymouth Barracuda is its seven-foot-long, versatile storage space. In the illustration below, you can see that with the back seat folded down, there is plenty of room for practically anything under 7 feet long to be loaded and carried. A "security panel" for storing valuables separates the cargo area from the passenger compartment. *Let yourself go . . . Plymouth.*










Citron Gold Metallic exterior with Black interior and Black racing stripe

Formula 'S'

Some like 'em hot . . . and the '66 Plymouth Barracuda with the Formula 'S' Package fills the bill. The big, husky Commando "273" for get up and go. The rallye suspension and heavy-duty shocks for improved handling and cornering. Wide-rim (14" x 5½") wheels and special Blue Streak tires for road-hugging traction. A readable tachometer that replaces the standard vacuum gauge. Wheel covers that simulate bolt-on wheels. Optional equipment includes a new center console for either the 4-speed manual or the automatic transmission. It extends from the back of the front seat up to the instrument panel, and features an ash receiver and a storage compartment. Caliper-type disc brakes on the front wheels. They are ideally suited for those who want the predictable, stable action so necessary for rallies. Highly resistant to exposure to water, dust or temperature extremes. Formula 'S', the Barracuda optional package that could change your thinking about fastback performance just as radically as Barracuda changed America's thinking about fastback versatility.



Optional equipment



1. AM Radio. Push-button operated, fully transistorized. Plays the moment you turn it on, no waiting for warm-up.

2. Center Console. This new console extends from the back of the front seat up to the instrument panel. Has ash receiver and storage compartment. For automatic transmission (as shown), or 4-speed manual shift.

3. Air Conditioning.* Operates quietly and efficiently to give you "controlled weather" inside, no matter what's going on outside.

4. Front-Wheel Disc Brakes. A race-car-spawned innovation that can add to passenger-car brake life. Caliper-type disc brakes are noted for their predictable, stable action, even under repeated hard use, or exposure to water, dust or temperature extremes.

5. Remote-Control Rear-View Mirror. A handy toggle control on the driver's door permits adjustment of the mirror in all types of weather, without lowering window.

6. Power Steering. Full-time power steering; fingertip control for maneuvering your Plymouth Barracuda on the road, or on rallies. Especially handy for getting in and out of tight parking spaces.

7. Sport Wheel Covers. Exposed chromium-plated wheel bolts give Barracuda's wheels that sports-car appearance. A modestly priced option you'll surely want.

8. Commando 273-cu.-in. V-8 Engine. A spirited performer that features 235 horsepower, 4-barrel carburetor, and compression ratio of 10.5 to 1.

Power Brakes. Make braking decidedly easier, at the touch of a toe. Improved to increase responsiveness and "pedal-feel".

Bumper Guards. Extra protection for bumpers and finish.

Emergency Flasher. Sets parking and stoplights flashing.

Tachometer. A must for the performance-minded car buff.

Tinted Windshield. Cuts glare. An eye-saver on long trips.

Tinted Glass - All Windows. For a cooler car in hot weather.

Sure-Grip Differential. Extra traction on icy or sandy roads.

Vinyl Roof Covering. An added touch of distinctive styling.

Seat Belt Retractors. Keep belts out of way when not in use.


Undercoating. Combined corrosion protection and sound damper.

Trailer-Towing Package. Specially engineered—factory installed.

*Not available with 170-cu.-in. engine or 273-cu.in. engine with manual 3-speed transmission.

Ask your Plymouth Dealer for other available options and accessories.

Interiors



Citron Tan & White Red Blue Black

Exteriors



Dk. Blue Metallic Light Blue Metallic Light Blue Dark Turq. Metallic
 Lt. Turq. Metallic Dark Green Metallic Citron Gold Metallic Soft Yellow
 Bronze Metallic Beige Lt. Mauve Metallic Dark Red Metallic
 Bright Red Silver Metallic Yellow White
 Black

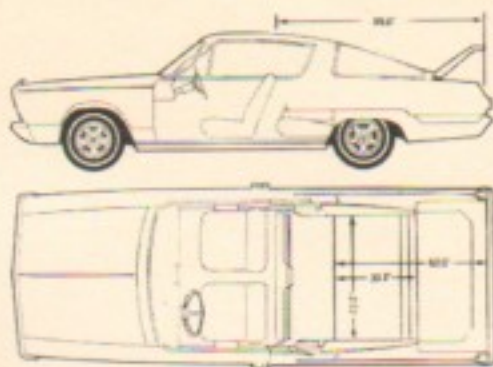
Racing stripes, optional



White Black Citron Gold Metallic Dark Blue Metallic Bronze Metallic Bright Red

Colors shown here may differ slightly from color chips available at your Plymouth Dealer.

Specifications



Interior Dimensions

Headroom, front*	38.3 inches
Headroom, rear*	36.8 inches
Legroom, front	40.7 inches
Legroom, rear	30.6 inches
Shoulder-room, front	54.2 inches
Shoulder-room, rear	52.6 inches
Seat height, front	8.0 inches
Seat height, rear	10.3 inches
Kneeroom, rear	1.1 inches

*Includes cushion deflection due to passenger weight, according to Automobile Mfg. Assn. standards of measurement.

Exterior Dimensions

Wheelbase	106 inches
Tread, front	55.9 inches
Tread, rear	55.6 inches
Length, overall	188.3 inches
Width, overall	70.2 inches
Full rated load	915.0 pounds
Height, full rated load,	
6-cylinder	52.9 inches

Tires and Wheels

Safety-Rim wheels with low-pressure tubeless tires. Wheels are 13 x 4.5 inches with 6.50 x 13 tires standard on 6-cyl. model, 7.00 x 13 on V-8s.

Capacities

Fuel tank	18 gallons
Cooling system:	
6-cyl.	13 qts.
V-8	18 qts.
Engine crankcase	4 qts.

The policy of Chrysler Corporation is one of continual improvement in design and manufacture wherever possible to assure a still finer car. Hence, specifications, equipment, and prices are subject to change without notice. Product information published herein, while correct at time of publication, is subject to change. Automobiles pictured, in some cases, show optional equipment, available at extra cost.

Customer care and the Chrysler Corporation's 5-year/50,000-mile engine and drive train warranty*... are just a couple more good reasons for letting yourself go Plymouth in '66.

*Here's how Plymouth's 5-year/50,000-mile engine and drive train warranty protects you: Chrysler Corporation confidently warrants all of the following vital parts of its 1966 cars for 5 years or 50,000 miles, whichever comes first, during which time any such parts that prove defective in material and workmanship will be replaced or repaired at a Chrysler Motors Corporation Authorized Dealer's place of business without charge for such parts or labor: engine block, head and internal parts, intake manifold, water pump, transmission case and internal parts (excepting manual clutch), torque converter, drive shaft, universal joints, rear axle and differential and rear wheel bearings. Required maintenance: The following maintenance services are required under the warranty—change engine oil every 3 months or 4,000 miles, whichever comes first; replace oil filter every second oil change; clean carburetor air filter every 6 months and replace it every 2 years; and every 6 months furnish evidence of this required service to a Chrysler Motors Corporation Authorized Dealer and request him to certify receipt of such evidence and your car's mileage. Simple enough for such important protection.



Standard 6-cyl. Engine

Horsepower	145 at 4000 rpm
Torque, lbs.-ft.	215 at 2400 rpm
Compression ratio	8.4 to 1
Bore, in.	3.40
Stroke, in.	4.125
Displacement, cu. in.	225

Standard V-8 Engine

Horsepower	180 at 4200 rpm
Torque, lbs.-ft.	260 at 1600 rpm
Compression ratio	8.8 to 1
Bore, in.	3.625
Stroke, in.	3.31
Displacement, cu. in.	273

Optional Commando V-8 Engine

Horsepower	235 at 5200 rpm
Torque, lbs.-ft.	280 at 4000 rpm
Compression ratio	10.5 to 1
Bore, in.	3.625
Stroke, in.	3.31
Displacement, cu. in.	273

Electrical System

48-amp.-hr. battery standard with all engines. Chrysler Corporation alternator with high charging rate at low engine speeds.

Suspension

Front... Torsion bars and ball joints
 Rear... 2½-inch outboard-mounted asymmetrical leaf springs

Shock absorbers... Oriflow type

Brakes

Four-wheel hydraulic, internal expanding duo-servo with self-energizing shoes. Molded asbestos lining, bonded shoes. Size: 9 x 2.25 front shoes, front wheel; 9 x 2.50 rear shoes, front wheel; 9 x 2.00 both shoes, rear wheel. Lining area: 153.5 square inches.

Rear Axle

Type... Hotchkiss drive, hypoid rear axle Ratio with all 225-cu.-in.-engines with manual transmissions... standard V-8 with 4-speed manual and Commando V-8 (all transmissions)... 3.23 to 1. With 225-cu.-in. and automatic and standard V-8, (3-speed and automatic transmissions)... 2.93 to 1.

Let yourself go... *Plymouth*

PLYMOUTH DIVISION



CHRYSLER
MOTORS CORPORATION

