




SILVAS - BEARE
Dodge • Chrysler • Imperial
780 High St. DA 2-2158
Palo Alto, Calif.

DODGE SIERRA STATION WAGONS FOR 1959




Custom Sierra 9-Passenger Station Wagon with Observation Lounge

Gracious living takes to the road . . . the 1959 Dodge Custom Sierras

There's a whole new world of luxurious driving enjoyment waiting for you behind the wheel of an exciting Dodge Custom Sierra Station Wagon.

New comfort and roominess — more passenger and cargo area than you've enjoyed before. New convenience and performance — only Dodge can offer so many advanced features designed specially for station wagons. (And you'll find that the ones you want most are standard equipment.) New style — fresh clean sports styling to match the light-hearted fun-loving type of car it is. And inside, new luxury — everywhere you look, right on down to the richly carpeted tailgate, every detail carries the unmistakable mark of distinction and quality. The beautiful Custom Sierra is available in either six or nine passenger models.



Rear-Facing Observation Lounge!

It won't take you long to discover the advantages of the exclusive Dodge Observation Lounge. First, there's plenty of room for three man-sized adults with loads of comfort, too. Roomier than old fashioned third seats. Second, your third seat passengers get an unobstructed view and all the fresh air they want through the big power-operated rear window. And third, there's no squirming past the second seat to get in — passengers enter easily from the rear. Standard on all nine passenger models.



Custom Sierra 6-Passenger Station Wagon



Sierra 6-Passenger Station Wagon

Perfect partners for practical people . . .
the 1959 Dodge Sierras

If you're a feature-conscious buyer with an eye for value, the Dodge Sierra is made to order for you. Both six and nine passenger models come fully equipped with the most wanted driving advances on the road. The famous smoothness and control of Dodge Torsion-Aire Ride. The easy luxury of push-button driving. The added safety of Dodge Total-Contact Brakes. And the confident response of the new Dodge Ram-Fire engine. There's more than enough room for the whole family and their gear in real living room comfort. Yet, for all its quality and size, the Dodge Sierra wears a pleasing modest price tag. Any way you look at it—size, comfort, convenience, performance or price, this new Sierra is the quickest way to a practical man's heart.



Sierra 9-Passenger with Observation Lounge



Locked Luggage Compartment!

Here's low-cost and convenient protection for your valuables. Handy compartment is easily accessible through rear of wagon. Available for six passenger models only.



Handy One-Piece Tailgate!

Every time you load or unload you appreciate the new design of the Sierra tailgate. This sturdy unit makes loading even bulky items a snap. No more ducking under an old-fashioned liftgate when packing.



Dodge Sierras Convert from Work to Play with a Flick of Your Wrist!

Why put up with out-dated rear seats you have to remove to use load space? In Dodge Sierra Wagons, a quick flip folds both the second and third seats level with floor, giving you a full 92 cubic feet of cargo area.

Only Dodge
engineering offers
so many of the features
you want
in a Station Wagon

Why are Dodge Sierras so much more versatile and rewarding to own? It's because they have more features and engineering advances developed exclusively for station wagons. Things like the dual-unit air conditioning, the locked luggage compartment, the fold-away rear seat and the electric roll-down rear window. Add these to other Dodge features like Push-Button Driving, Total-Contact Brakes, and Torsion-Aire Ride and you've got the greatest line-up of modern-living conveniences ever built into one car. That's why this year you'll find more of the things you want waiting for you in the beautiful Dodge Sierras.




◀ *Electric Roll-Down Rear Window!*

Here's another big advantage you and your family will enjoy. Window is controlled from dash switch or with key at tailgate. Tailgate cannot be opened unless window is fully lowered – a big safety feature for families with children. Power operation is standard on all nine-passenger models.

Amazing New Lustre-Bond Finish!

All models finished in the new super-tough Dodge Lustre-Bond baked enamel for lasting beauty and protection.



Push-Button TorqueFlite! ▲


Easier to use, more dependable in operation, proved Dodge Push-Button controls place complete command of your TorqueFlite transmission right at your fingertips. Control is located at the driver's left safely out of reach of front seat passengers.

Outside Mounted Spare Tire!

Gives you instant access to spare even when wagon is loaded to full capacity. No need to unpack and repack to change. In carrying position, tire is concealed by an easily removed skirt. Standard on nine passenger models, optional on all others.



Sure-Grip Differential with Automatic Traction Pilot!

If you anticipate traveling under rough weather conditions or on unimproved roads, you'll find this low-cost accessory a "must". It automatically transfers engine pulling power to the wheel with the best grip on the road. Optional on all models.



Dual-Unit Air Conditioning!

Here is a major improvement in Station Wagon comfort from Dodge. Dual-units with separate controls have the greater cooling capacity needed to effectively control temperature in the roomy station wagon interiors. Available at extra cost on all station wagon models.



New Ram-Fire Engines!

Either the 295 hp. Ram-Fire, standard on Sierras, or the 305 hp. Super Ram-Fire, standard on Custom Sierras, gives you a wagonload of velvet smooth power to take you quickly and effortlessly on your way. Both these V-8 engines use an efficient 10.1 to 1 compression ratio and high turbulence combustion chamber to develop more thrust on less gas.

New Remote Control Side View Mirror!

Adjusts at a finger touch from inside the car to compensate for changes in driver height, front seat position, etc. Brilliantly styled in durable, long-lasting chrome, it adds a dash of distinction to any car. Available on all models.

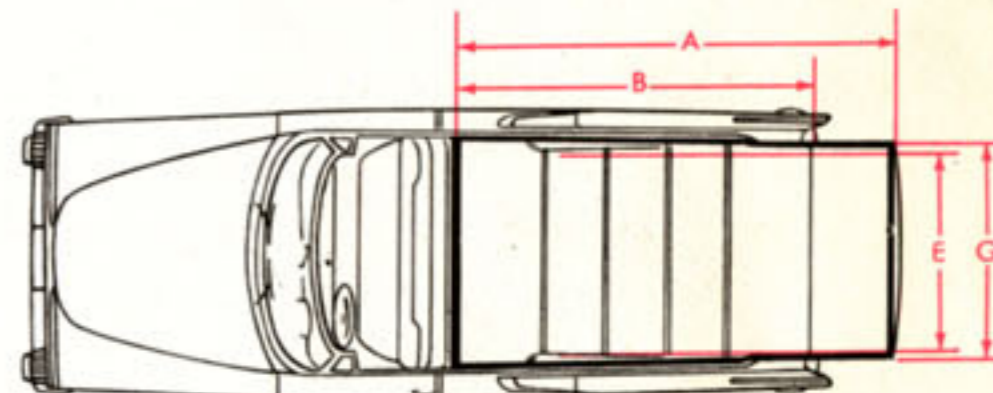


Level-Flite Torsion-Aire!

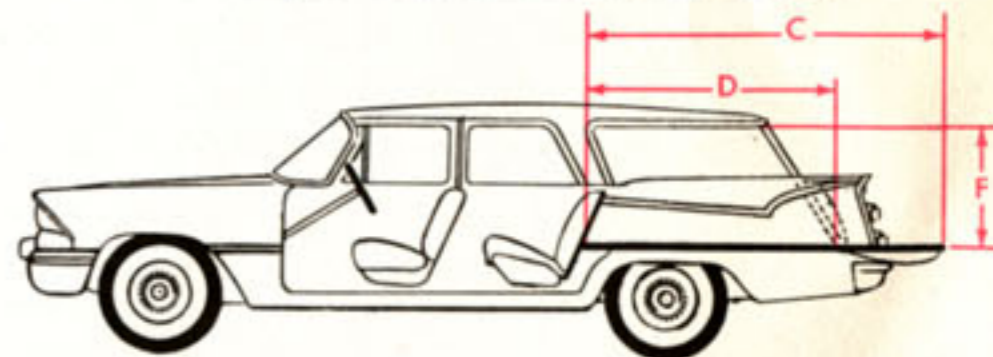
Here is a new dimension in driving comfort, with new ride control, road control, load control. In addition to all the proven advantages of famous Dodge Torsion-Aire, new Level-Flite has an automatic leveling device which maintains the car on an even keel regardless of load. Optional at extra cost on all models.

92 cu. ft. of Closed Cargo Space

The dimensions below are for both Sierra and Custom Sierra models. These provide 92 cu. ft. of space with tailgate closed. Additional area is available if necessary with tailgate down.



- A—Maximum floor length with front seat in neutral position, intermediate and rear seats down, tailgate open 123.0"
- B—Maximum floor length with front seat in neutral position, intermediate rear seats down, tailgate raised 101.9"
- C—Maximum floor length with front and intermediate seats in use, rear seat and tailgate down 85.6"
- D—Maximum floor length with front and intermediate seats in use, rear seat down and tailgate up 64.5"
- E—Width between wheel housing, hip room rear seat 45.7"
- F—Height of rear opening 28.7"
- G—Tailgate width at floor 50.0"



Overall height, 57.1"; overall length, 216.4"; overall width, 80.0"; front head room, 36.1"; rear head room, 35.0"; front seat leg room, 45.5"; second seat leg room, 41.0"; front seat height from floor, 10.8"; second seat height from floor, 13.5"; front seat hip room, 63.0"; second seat hip room, 62.0"; usable cargo length with front seat in middle of 5" travel, intermediate and "Spectator" seats down, tailgate closed, 97.1"; maximum height of ceiling above cargo floor, 33.0"; tailgate width at belt, 49.0"; maximum clearance width through tailgate window, 47.9"; usable cargo volume with tailgate raised, 92 cu. ft.

1959 DODGE STATION WAGONS

SPECIFICATIONS

SUPER D-500 V-8 ENGINE—Available at extra cost on all Station Wagon models. Eight-cylinder, overhead valve, V-type. Wedge-shape combustion chamber. Compression ratio, 10.00 to 1. Bore, 4.25 in. Stroke, 3.38 in. Piston displacement, 383 cu. in. Rotary oil pump. Full-flow oil filter. Oil capacity, 4 quarts. Coolant capacity, 16 quarts (with heater or air conditioning, 17 quarts). Special heavy-duty, dry-type air cleaner. Two four-barrel carburetors. Horsepower, 343 at 5000 RPM. Torque, 420 lb.-ft. at 3600 RPM. Taxable horsepower, 57.8.

D-500 V-8 ENGINE—Available at moderate extra cost on all Station Wagon models. Eight-cylinder, overhead valve, V-type. Wedge-shape combustion chamber. Compression ratio, 10.00 to 1. Bore, 4.25 in. Stroke, 3.38 in. Piston displacement, 383 cu. in. Rotary oil pump. Full-flow oil filter. Oil capacity, 5 quarts. Coolant capacity, 16 quarts (with heater or air conditioning, 17 quarts). Special heavy-duty, dry-type air cleaner. One four-barrel carburetor. Horsepower, 320 at 4600 RPM. Torque, 420 lb.-ft. at 2800 RPM. Taxable horsepower, 57.8.

SUPER RAM FIRE V-8 ENGINE—Standard on all Custom Sierra models. Eight-cylinder overhead valve, V-type. Compression ratio, 10.1 to 1. Bore, 4.12 in. Stroke, 3.38 in. Piston displacement, 361 cu. in. Rotary oil pump. Full-flow type oil filter. Oil capacity, 5 quarts. Coolant capacity, 16 quarts (with heater or air conditioning, 17 quarts). Heavy-duty, dry-type air cleaner. Four-barrel carburetor. Horsepower, 305 at 4600 RPM. Torque, 400 lb.-ft. at 2800 RPM. Taxable horsepower, 54.3.

RAM FIRE V-8 ENGINE—Standard equipment on all Sierra models. Eight-cylinder, overhead valve, V-type. Compression ratio, 10.1 to 1. Bore, 4.12 in. Stroke, 3.38 in. Piston displacement, 361 cu. in.

Rotary oil pump. Full-flow oil filter. Oil capacity, 5 quarts. Coolant capacity, 16 quarts (with heater or air conditioning, 17 quarts). Dual downdraft carburetor. Horsepower, 295 at 4600 RPM. Torque, 390 lb.-ft. at 2400 RPM. Taxable horsepower 54.3.

ELECTRICAL SYSTEM—6-cell, 12-volt battery. High capacity, 35 ampere generator. Follow-thru starter. Battery capacity, approximately 60 ampere hours. Single-speed electric windshield wipers. Variable-speed wipers optional at extra cost.

TRANSMISSIONS AND DRIVE TRAIN—TorqueFlite, fully automatic 3-speed transmission with torque convertor. Standard on Custom Sierra models. Sierra models equipped with TorqueFlite at extra cost. Hatchkiss Drive. Semi-floating rear axle. Standard Economy rear axle ratio, 2.93. (Optional Hi-Performance Ratio 3.31).

CHASSIS—Double-channel, box-section side rail frame. 14" Safety-Rim Wheels. Hydraulic, Total-Contact 11" Brakes with Cyclebond lining. Internal expanding parking brake with TorqueFlite transmissions. Tires, 8.00 x 14 with 8.50 x 14 optional at extra cost.

SUSPENSION—Dodge Torsion-Aire Ride. Torsion bar springs in front suspension. Semi-elliptical rear springs, mounted outboard of frame. Rear axle clamped forward on rear springs to absorb torque. Symmetrical idler arm steering system. Direct-acting Oriflow shock absorbers. New ball joints. Anti-brake dip. Flexible-hanging front sway bar. Full rubber insulation.

FUEL SYSTEM—Dry-type air cleaner and silencer. Automatic integral-type choke. Mechanical fuel pump. Plastic fuel filter in fuel tank. Ceramic fuel filter near carburetor. Tank capacity, 22 gallons.

The policy of Dodge Division of Chrysler Corporation is one of continual improvement in design and manufacture wherever possible to assure a still finer car. Therefore, specifications, equipment and prices are subject to change without notice.

DODGE DIVISION • CHRYSLER CORPORATION

CORRECTION—Information contained in this catalog notwithstanding, all Dodge passenger cars are equipped with 3-speed manual transmissions as standard equipment. PowerFlite and TorqueFlite automatic transmissions are available at extra cost.