

09

CHRYSLER PT CRUISER






PT Cruiser Limited in Stone White.



Dramatically curved design gives distinctive style to PT Cruiser.



DESIGN

PT Cruiser boasts a style that is simultaneously modern and retro and which projects a spirit of absolute individuality. And fun. No wonder it is one of the most owner-customized Chrysler vehicles we have ever offered. Yet PT Cruiser is so much more than simply a scene-stealing show car. It is a truly versatile vehicle that has inspired over one million proud owners around the world.



EXTERIOR OVERVIEW

With unique retro-styling that stands out in a crowd, it is certainly easy to see why PT Cruiser is America's favorite small-car alternative.

Of course, PT Cruiser is more than simply fun to look at; it is truly fun to drive with authoritative performance which reminds you at every turn that it is not the destination, but the journey that counts.

1 Distinctive Dream Cruiser® accents.

Creative mesh chrome grille accents, integrated fog lamps, 17-inch painted aluminum wheels on all-season performance radials and deep-tinted sunscreen glass are all standard features that distinguish the PT Dream Cruiser.

2 Body-color spoiler.

The standard body-colored strip spoiler reduces drag and improves aerodynamics while subtly adding to PT Cruiser's charm. The Brilliant Black Crystal Pearl sport spoiler shown is standard on PT Dream Cruiser.

All in all, PT Cruiser's sleek exterior styling surrounds its flexible, user-friendly interior with room for five inside its 121 cubic feet of interior space.

Remote Keyless/Illuminated Entry System.

Combining the standard Remote Keyless Entry feature with the available Illuminated Entry System adds a world of convenience to your key fob. Both features are standard on PT Dream Cruiser.

INTERIOR OVERVIEW

PT Cruiser gives you both retro looks and modern function with extreme versatility. Start with historically inspired color-keyed instrument panel inserts then add the latest innovation of second-row theater-style seating. PT Cruiser also delivers added conveniences, such as power windows, available power driver's seat, speed control, and fold-flat front-passenger seat. PT Cruiser models include a Tire Pressure Monitoring Warning Lamp or a Tire Pressure Monitoring Display as part of the EVIC. A signature wing badge analog clock is also standard. **Electronic Vehicle Information Center (EVIC).** This available feature shows important stats such as average fuel economy, distance to empty, temperature reading, compass, and maintenance intervals.

3 PT Dream Cruiser interior.

Standard premium cloth seating surfaces, six-way power driver's seat, and heated front seats help you find your comfort level.



4 Cool glow console.

PT Cruiser carries the illuminating concept of ambient lighting to the instrument panel, raising the interior cool factor considerably.

uconnect studios Select available SIRIUS® Satellite Radio⁽¹⁾ and gain access to over 130 channels, including 100% commercial-free music, sports, news, talk, entertainment, traffic, and weather.

uconnect web Turn your vehicle into a WiFi HotSpot with this Authentic Chrysler Accessory by Mopar. Subscription required; sold separately.

⁽¹⁾SIRIUS, the SIRIUS dog logo and related marks are trademarks of SIRIUS Satellite Radio Inc. All other trademarks, service marks and logos are the property of their respective owners. All rights reserved. Subscription required. Pricing and programming content are subject to change. Not available in Alaska and Hawaii. For full Terms & Conditions, visit SIRIUS.com





Available multiposition rear shelf panel can hold up to 100 pounds.

Versatility. Does it get any better than a long weekend, a last-minute road trip, or a day at the beach? PT Cruiser offers a host of functions and features that help you enjoy your own idea of fun on the run. Configure the front and rear seats for up to 32 available seating arrangements.



An available fold-flat front passenger seat offers extended loading capacity and a great flat working surface. PT Cruiser's rear Fold-and-Tumble split-folding second-row bench seats remove completely for loading and carrying the big, bulky items.



Suspension. Every component contributes toward the ultimate goal of making driving fun. The MacPherson strut front suspension provides responsive steering and straight tracking. A Watt's linkage rear axle helps eliminate hops and skips on turns. Front disc and rear drum brakes feature large-diameter front rotors to increase stopping power and reduce heat build-up.

Performance. The standard **2.4L DOHC 16-valve engine** on PT Cruiser LX not only delivers lots of pep, it comes through with an impressive **26 mpg highway⁽¹⁾** when paired with the standard manual transaxle.

2.4L Intercooled Turbocharged Engine. For even more get up and go you can choose PT Cruiser Limited featuring the standard 180-hp 2.4L DOHC 16-valve intercooled turbocharged engine.



SAFETY AND SECURITY

Air bags. Standard advanced multistage driver and front-passenger air bags⁽²⁾ with Occupant Classification System (OCS) provide nearly instantaneous impact protection for front-seat occupants by matching air bag output to crash severity and occupant weight. Standard supplemental side seat-mounted air bags⁽²⁾ provide side-impact protection to all outboard occupants. Standard driver-side knee blockers⁽²⁾ offer extra driver protection.

Sentry Key® Theft Deterrent System. Help deter vehicle theft by making it virtually impossible to start the engine without possession of a properly encoded key. This practical security feature comes standard.

Lifetime Powertrain Limited Warranty.⁽³⁾ As the owner of a PT Cruiser, you deserve the ultimate peace of mind, so we provide you with the ultimate coverage: the Chrysler Lifetime Powertrain Limited Warranty. The first to be offered by any automaker. Ever. It demonstrates the confidence we have in our ability to produce quality vehicles with reliable and durable powertrains warranted to last a lifetime.



⁽¹⁾Based on EPA estimates. ⁽²⁾Always sit properly in the seat with the seat belt fastened. Always observe the passenger air bag indicator lamp to determine if the OCS classification is appropriate. Children 12 and under should always be in a backseat correctly using an infant or child restraint system or the seat belt positioned correctly for the child's age and weight. ⁽³⁾No deductible. See dealer for a copy of limited warranty details. Non-Transferable. Not available on certain fleet vehicles.



A
17-inch
polished-aluminum wheel



B
17-inch painted
aluminum wheel



C
16-inch painted
aluminum wheel



D
16-inch
chrome-clad
aluminum wheel



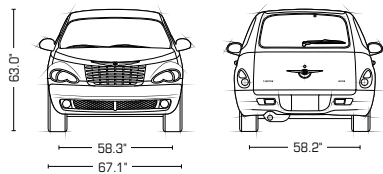
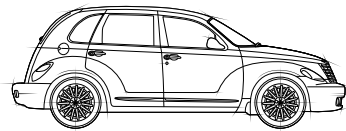
E
15-inch wheel cover



16-inch 5-spoke chrome wheel
CHRYSLER ACCESSORIES
Authentic Chrysler Accessories by Mopar are also available to personalize your Chrysler PT Cruiser.

	A	B	C	D	E
PT Cruiser Limited	S				
PT Dream Cruiser®		S			
PT Cruiser Touring			S	O	
PT Cruiser LX					S

S = Standard, O = Optional.



INTERIOR DIMENSIONS ⁽¹⁾	
Maximum Seating Capacity	5
Head Room - Front/Rear	39.2/39.5
Shoulder Room - Front/Rear	53.8/53.6
Hip Room - Front/Rear	50.1/46.7
Leg Room - Front/Rear	40.6/40.9
Cargo Volume (cu ft) (behind rear seat)	21.6
Cargo Volume - Maximum (cu ft) (with rear seats removed)	62.7

⁽¹⁾Dimensions in inches unless otherwise noted.




EXTERIOR COLORS

	Bright White	Brilliant Black Crystal Pearl	Bright Silver Metallic	Melbourne Green Pearl	Inferno Red Crystal Pearl	Deep Water Blue Pearl	Silver Steel Metallic	Stone White	Surf Blue Pearl
Limited		1,2	1	1,2	1,2	1,2	1	1,2	1
Dream Cruiser	3		3		3				3
Touring		4,5	4	4,5	4,5	4,5	4	4,5	4
LX		6	6		6		6	6	6

⁽¹⁾Color may not be available. Check with your local dealer for color options.

INTERIOR COLORS



	LX	Touring	Dream Cruiser®	Limited
ENGINE/TRANSMISSION				
2.4L DOHC 16V I-4/5-speed manual	27D (S)			
2.4L DOHC 16V I-4/4-speed automatic	28D (O)	28F (S)	28F (S)	
2.4L DOHC 16V Turbo I-4/4-speed automatic			2CF (O)	2CK (S)
MECHANICAL				
Brakes — Power front disc/rear drum	S	S		
— 4-wheel disc antilock (includes low-speed traction control)	O	O	S	S
Engine Block Heater	O	O	O	O
Speed Control — Electronic with steering wheel-mounted controls		S	S	S
Suspension — Front, independent with MacPherson struts and stabilizer bar; rear twist-beam axle with trailing arms and coil springs, shock absorbers and Watt's linkage	S	S	S	S
— Normal-duty	S	S		
— Touring			S	S
EXTERIOR FEATURES				
Grille — Body-color	S	S		
— Body-color with chrome accents				S
— Body-color with chrome mesh accents			S	
Headlamps — Quad-halogen headlamps	S	S	S	S
— Fog lamps		S	S	S
Mirrors — Dual manual remote control, black	S			
— Power, black		S	S	S
Molding — Bodyside, Chrome (included with Chrome Appearance Group)		P	S	S
Spoilers — Strip — Rear, body-color, liftgate-mounted	S	S		
— Sport — Rear, body-color, liftgate-mounted				S
— Sport — Rear, Brilliant Black Crystal Pearl, liftgate-mounted			S	
Sunroof — Power with one-touch open feature and sliding sunshade		O	O	S
Tires — P195/65R15 BSW all-season touring and a compact spare tire	S			
— P205/55R16 BSW all-season touring and a compact spare tire		S		
— P205/50R172 BSW all-season performance and a compact spare tire			S	
— P205/50R17XL BSW all-season performance and a compact spare tire				S
Wheels — 15" steel with bolt-on covers	S			
— 16" painted cast-aluminum		S		
— 16" chrome-clad		O		
— 16" 5-spoke chrome wheel (Authentic Chrysler Accessory)	O	O		
— 17" painted aluminum			S	
— 17" polished aluminum 15-spoke				S
Windshield Wipers — 2-speed with variable-intermittent mode and rear wiper/washer with intermittent mode	S	S	S	S
INTERIOR FEATURES				
Air Conditioning — Manual temperature control (includes air filtration)	S	S	S	S
Electronic Vehicle Information Center (EVIC) — Includes compass, temperature, audio info, average fuel economy, distance to empty, elapsed time and personal choices		S	S	S
Floor Mats — Carpet, front and rear	O	S	S	S
HomeLink® Universal Transceiver				S
Interior Accents — Center stack bezel, Satin Silver finish	S	S	S	
— Center stack bezel, Mini Carbon finish				S
— Cup holder accent ring, bright (included with Chrome Appearance Group)		P	S	S
— Instrument panel trim; color-keyed inserts (included with Inferno Red Crystal Pearl, Brilliant Black Crystal Pearl, Surf Blue Pearl, Deep Water Blue Pearl and Bright Silver Metallic exterior colors)	P	P		P
— Instrument panel trim; bright silver inserts (included with Melbourne Green Pearl, Silver Steel Metallic and Stone White exterior colors)	P	P		P
— Instrument panel trim; Brilliant Black Crystal Pearl inserts			S	
— Lock knobs, chrome (included with Chrome Appearance Group)		P	S	S
Lighting — Front courtesy map lamps		S	S	S
— Dome with theater-dimming, console floodlamp and rear cargo area lamps	S	S	S	S

	LX	Touring	Dream Cruiser®	Limited
INTERIOR FEATURES (CONTINUED)				
Mirrors — Rearview, day/night	S	S	S	S
— Rearview, auto-dimming with microphone (included with uconnect phone)				P
Power Accessory — Front 12V auxiliary outlet	S	S	S	S
— Rear 12V auxiliary outlet		S	S	S
Shelf Panel — Rear, multiposition with integral grocery bag hooks		S	S	S
Steering Wheel — Vinyl	S	S		
— Leather-wrapped with Satin Silver spokes			S	S
SEATING				
Fabric — Cloth	S			
— Cloth with Stain Repel Seat Fabric ⁽¹⁾ (includes manual driver lumbar adjuster)		S		
— Premium Cloth			S	
— Premium Leather Trim				S
Front — 6-way power driver's seat		S	S	S
— Manual driver adjustable lumbar and fold-flat front-passenger		S	S	S
— Heated front seats		O	S	S
Rear — 65/35 Fold-and-Tumble, removable with 2-way adjustable low-profile head restraints for outboard seating	S	S	S	S
ENTERTAINMENT SYSTEMS				
Radios — AM/FM stereo with CD player and changer controls and auxiliary input jack	S	S	S	S
— AM/FM stereo with 6-disc CD changer, changer controls and auxiliary input jack (included with Sound Group II)			P	P
uconnect web — WiFi Hotspot. Subscription required, sold separately. (Authentic Chrysler Accessory by Mopar)	O	O	O	O
uconnect studios — Includes SIRIUS Satellite Radio ⁽²⁾ with one-year subscription	O	S	S	S
Sound Systems — 4 speakers	S	S	S	S
— 6 premium Boston Acoustics speakers with subwoofer and 368-watt amplifier (included with Sound Group II)			P	P
PACKAGES				
Chrome Appearance Group — Includes chrome lock knobs, cup holder rings and chrome bodyside moldings		O	S	
Sound Group II — Includes AM/FM stereo with 6-disc CD changer and 6 premium Boston Acoustics speakers with subwoofer and 368-watt amplifier			O	O
SAFETY AND SECURITY				
Air Bags⁽³⁾ — Advanced multistage for driver and front passenger with Occupant Classification System (OCS) includes driver inflatable knee blockers	S	S	S	S
— Supplemental side seat-mounted for front outboard occupants	S	S	S	S
Illuminated Entry System		S	S	S
Remote Keyless Entry — Includes 2 transmitters	S	S	S	S
Security Alarm		S	S	S
Sentry Key® — Antitheft engine immobilizer	S	S	S	S
Tire Pressure Monitoring Warning Lamp	S	S	S	S
uconnect phone⁽⁴⁾ — Included with auto-dimming rearview mirror with microphone				O

S = Standard, P = Included in package noted in parentheses, O = Optional.
⁽¹⁾Not compatible with aftermarket fabric-protecting coatings. ⁽²⁾SIRIUS, the SIRIUS dog logo and related marks are trademarks of SIRIUS Satellite Radio Inc. All other trademarks, service marks and logos are the property of their respective owners. All rights reserved. Subscription required. Pricing and programming content are subject to change. Not available in Alaska and Hawaii. For full Terms & Conditions, visit SIRIUS.com
⁽³⁾Always sit properly in the seat with the seat belt fastened. Always observe the passenger air bag indicator lamp to determine if the OCS classification is appropriate. Children 12 and under should always be in a backseat correctly using an infant or child restraint system, or the seat belt positioned correctly for the child's age and weight. ⁽⁴⁾Must use Bluetooth® compatible phone. ⁽⁵⁾EPA est mpg.
Mopar, Sentry Key and uconnect are registered trademarks of Chrysler LLC. Bluetooth is a registered trademark of Bluetooth SIG, Inc. Boston Acoustics is a registered trademark of Boston Acoustics, Inc. HomeLink is a registered trademark owned by Johnson Controls, Inc.

	2.4L Manual	2.4L Automatic	2.4L Turbo
ENGINE SPECIFICATIONS			
Engine Type	In-line 4-Cylinder	In-line 4-Cylinder	In-line 4-Cylinder
Horsepower (SAE net @ rpm)	150 @ 5,100	150 @ 5,100	180 @ 5,200
Torque (lb-ft @ rpm)	165 @ 4,000	165 @ 4,000	210 @ 2,800
Compression Ratio 3-1	9.5:1	9.5:1	8.1:1
Valve Train Configuration	DOHC 16 valves	DOHC 16 valves	DOHC 16 valves

	2.4L Manual	2.4L Automatic	2.4L Turbo
WEIGHT AND CAPACITIES			
Fuel Tank Capacity (gal)	15	15	15
Recommended Fuel	Unleaded Regular	Unleaded Regular	Unleaded Regular
Fuel Economy⁽⁵⁾ — City (mpg) manual/automatic	21/26	19/24	18/24
Base Curb Weight (lb)	3,147	3,165	3,263

CHRYSLER.COM

Our Web site offers detailed information on all Chrysler products. You can virtually assemble any vehicle you like. Simply choose the model with your favorite color combinations, equipment, and features — and then price it all out.

CALL 1-800-CHRYSLER.

Our friendly and knowledgeable product information specialists are available seven days a week, 8 a.m. – midnight (EST) to answer your questions.

Lifetime Powertrain Limited Warranty. No deductible. See dealer for a copy of limited warranty details. Non-Transferable. Not available on SRT,[®] Hybrid System components (including transmission) and certain fleet vehicles.

Warranty. New Chrysler vehicles are covered by a 3-year or 36,000-mile Basic Limited Warranty. See your dealer for a copy of this limited warranty. Excludes normal maintenance and wear items.

Chrysler Financial. Chrysler Financial delivers Chrysler, Jeep, and Dodge customers a personal, worry-free automotive financing experience. More than just another finance company with competitive rates, Chrysler Financial stands behind you through life's twists and turns by offering fast approvals, flexible terms and unparalleled personalized service. Visit cf.com or your Chrysler dealer to discover all that Chrysler Financial offers. Taking care of you, all along the way.

Chrysler Auto Insurance.⁽¹⁾ The only insurance guaranteed to repair your vehicle using Authentic Chrysler Collision Repair Parts by Mopar for as long as you own your Chrysler vehicle, and up to \$100 off your deductible when those repairs are done at a Chrysler dealership — all at rates that are tough to beat. For a free quote, visit chryslerautoinsurance.com or call (877) 244-1531 and mention keycode GLBXXX.

Chrysler Service Contracts. Your Chrysler is one of the most inspiring vehicles on the road. Why not protect your investment with a Chrysler Service Contract or Maintenance Plan? For more information, see your Chrysler dealer, call (800) 442-2666 or visit servicecontracts.chrysler.com.

Authentic Chrysler Accessories by Mopar are designed specifically for your Chrysler vehicle for exceptional fit, finish and performance. Visit your dealership or mopar.com.



All product illustrations, specifications and competitive comparisons are based upon current information at the time of publication approval. Although descriptions are believed correct, complete accuracy cannot be guaranteed. Chrysler LLC reserves the right to make changes at any time, without notice or obligation, in prices, specifications, equipment, colors and materials, and to change or discontinue models. Some of the equipment shown or described throughout this catalog is available at extra cost and/or may be subject to late availability. See your dealer for the latest information.

VISIT YOUR DEALER.

Your Chrysler dealer's knowledgeable and professionally trained staff will guide you through the shopping process with expert advice.

uconnect. This suite of integrated digital systems bundles entertainment, information, and communication. For more information, visit your dealer.

SIRIUS. SIRIUS Satellite Radio delivers over 130 channels, including 100% commercial-free music, sports, news, talk, entertainment, traffic and weather. Factory-installed SIRIUS Satellite Radio includes a one-year subscription. For more information, go to SIRIUS.com.

SmartWay. The SmartWay[®] certification system identifies each vehicle's air pollution and greenhouse gas performance.⁽²⁾ Lower emissions earn a higher score, and those vehicles with the best scores receive certification. All PT Cruiser models with the 2.4L DOHC 16V I-4 engine are SmartWay Certified.

Chrysler Rewards Visa.⁽³⁾ Earn 5 points per dollar charged at your Chrysler dealership and 1 point per dollar everywhere Visa[®] is accepted. Whether you're saving points for your down payment or for your vehicle's scheduled maintenance, it pays to be a Chrysler Rewards Visa cardholder. For more information or to apply, visit chryslercreditcard.com or call (800) 478-6179.

Chrysler Gift Gallery pays tribute to the finer things in life. With everything from men's and women's apparel to accessories and designer collectibles, you are sure to take your style to the next level. View the entire collection of authentic merchandise at chrysler.com/giftgallery.

Honoring Those Who Serve. Chrysler LLC proudly supports the members of the U.S. Armed Forces and their families.

⁽¹⁾Insurance is underwritten by member companies of American International Group, Inc. ⁽²⁾Based on 2008 EPA SmartWay Designation. Please visit www.epa.gov/greenvehicles for a list of the specific vehicle types that meet the SmartWay standards. SmartWay is a service mark of the U.S. Environmental Protection Agency. ⁽³⁾The Chrysler Rewards Visa credit card is issued by FIA Card Services, N.A.

AUTHENTIC CHRYSLER ACCESSORIES

When you enhance your PT Cruiser with Authentic Chrysler Accessories by Mopar, you gain far more than sophisticated style, premium protection, powerful performance or engaging entertainment. You also benefit from the authentic difference found only in an original equipment accessory. It is a difference you will recognize in the higher standards and tighter tolerances required of original equipment accessories. And one you will appreciate in our stricter testing measures, from impact performance tests to harsh on- and off-road durability testing. Choose the full line of accessories that feature a fit, finish and functionality designed specifically for your PT Cruiser. Visit us at mopar.com.

AUTHENTIC CHRYSLER ACCESSORIES



Authentic Chrysler Accessories by Mopar shown above include Chrome Fuel Filler Door, 16-inch 5-spoke Chrome Wheels, Chrome Door Spears and Chrome Exhaust Tip.