

# '74 CHRYSLER

CHRYSLER NEW YORKER BROUGHAM • NEW YORKER • TOWN & COUNTRY • NEWPORT CUSTOM NEWPORT









# NEW YORKER BROUGHAM

The 1974 Chryslers are a totally new expression of an idea that has never changed.

Our Corporate philosophy is to build well-styled cars with engineering differences that set them apart from the crowd. We think it's important that you know about these differences . . . before you buy your next car. You'll be reading about them throughout this brochure.

The new expression: a car restyled and refined from front to rear and top to bottom with handsome new styling, rich, tasteful appointments and fresh, contemporary looks . . . inside and out.

The idea: you buy a luxury car for its extraordinary convenience, comfort, beauty and engineering. That idea is expressed to its fullest in the 1974 New Yorker Brougham. Available in three models: 2-door hardtop, 4-door hardtop and 4-door sedan.

The '74 Brougham has many interior comfort features. To give it a new degree of quiet, we have strategically placed sound deadeners, foam seals, silencer pads and vibration absorbers. This year, Chrysler has also made 50/50 bench seats . . . which driver and passenger can adjust individually . . . standard on all Brougham models. For riding comfort, settle back in a plush cloth-and-vinyl Brougham interior. There are also optional all-vinyl interiors available.

The 1974 Brougham has the standard luxury features you would expect in a luxury car. For example, you have a full line of power features including power windows, power steering and power disc brakes and a 440-CID V-8 that runs on regular fuel.

Plus these important Chrysler engineering features: TorqueFlite—we feel it's the most reliable, maintenance-free automatic transmission on the road. Torsion-Quiet Ride—you have to experience it to appreciate it. Torsion bars twist to give you a smooth ride. Unibody construction provides you with strength and durability. Electronic Ignition System—to help you start in any kind of weather.

These are just some of Chrysler's engineering differences. They could help you choose your next car. Read all of them on page 20.



New Yorker Brougham  
2-Door Hardtop





# NEW YORKER

The 1974 New Yorkers live up to their Chrysler heritage with rich new styling, new comfort and convenience features, and luxurious new interiors.

The exterior lines are crisp and contemporary with a distinctive grille treatment. Highlighting the body lines are stylish rear-wheel fender skirts and dual accent stripes. The total effect is one of dignity and elegance. The kind of image you'd expect from a New Yorker.

There are also several Chrysler engineering differences (see page 20) which help set Chrysler apart from other luxury cars. To make riding in a New Yorker pleasant and responsive, there is Torsion-Quiet Ride and a 440 CID V-8. Steel-belted, radial-ply tires with white sidewalls are standard, too.

In addition, a host of convenience options for your 1974 New Yorker. For example, there is a new power antenna that retracts flush with the fender line when not in use. If you like a bit of fresh air from time to time, an electrically operated sun roof is available. And richly textured vinyl roofs are available in six colors.

This year's New Yorker is available in both 4-door sedan and 4-door hardtop models. You can pick from 18 exterior colors.









# NEW YORKER BROUGHAM & NEW YORKER INTERIORS

Chrysler has matched its all-new exterior styling with new interior elegance and richness.

For example, the standard Brougham interior is a plush cloth-and-vinyl 50/50 divided bench seat with dual armrests, passenger-side recliner (4-door model) and a rear center armrest. Available in blue, green, black, gold or parchment. There is also an optional all-vinyl 50/50 divided bench seat that comes in blue, green, parchment, white, black or gold.

The standard New Yorker interior with front-seat center armrest is in beautiful cloth-and-vinyl, too, with an optional all-vinyl interior available. The colors available are the same as Brougham's.

For added convenience, this year's Chryslers have a new modular instrument panel that has all the operational controls—lights, washer/wipers, optional rear-window defogger—left of the steering column. And the comfort controls—heater, cigar lighter, optional air conditioning and radio—to the right. Also new inside is Chrysler's optional (standard on Brougham) electronic light-emitting diode alert system which indicates excessively high engine coolant temperature, low fuel level, and low electrical system voltage. The light-emitting diodes are solid state for long life expectancy and less chance of shock damage.

To add to interior enjoyment and relaxation, there is optional Auto-Temp II air conditioning which gives year-round temperature control, and AM/FM stereo radio with stereo 8-track tape. An optional electronic digital clock is also available. This clock has been certified by the Swiss government as a chronometer and it is accurate to within a minute a month.

Optional AM/FM Stereo  
Radio with Stereo 8-track  
Tape & Auto-Temp II




Optional Digital Clock



Optional Solid-state, Electronic  
Light-emitting Diodes  
(Standard New Yorker Brougham)

New Modular Instrument Panel



New Yorker Brougham  
4-Door Hardtop  
Standard Cloth-and-vinyl Interior







# TOWN & COUNTRY

The 1974 Chrysler Town & Country has luxury, performance, style and utility written all over it.

Since it's the only Chrysler wagon, we make it extra beautiful. With all-new exterior styling, rich simulated walnut wood-grain texture on the body sides, rear fender skirts, and on the lower sections of the tailgate. Inside there's loop-pile nylon carpeting from wall to wall, including the entire cargo floor area.

The Town & Country is also a rugged performer. It's powered by a 440 CID (4-V) V-8. It will give top performance even if you're towing a travel trailer or boat. And speaking of performance, the Town & Country features smooth TorqueFlite automatic transmission, power steering, power disc brakes up front, Torsion-Quiet Ride and an Electronic Ignition System that gives you up to 35% more starting voltage.

Other Town & Country features include power Auto-Lock that locks the tailgate when the ignition is on. Roof air deflector. Power tailgate window. Front sway bar. Heavy-duty rear springs and shocks. Concealed storage compartment with lock. A three-way tailgate. All standard in either a 2- or 3-seat model.

Roominess is another big Town & Country feature. You have 104.9 cubic feet of storage space in the two-seat version.

Incidentally, if you're going to be towing a boat or travel trailer, be sure to see page 21 of this book for trailer-towing options. Or pick up a copy of the **1974 Trailer-Towing Guide**.



Town & Country  
Station Wagon







# TOWN & COUNTRY INTERIORS & FEATURES

The Town & Country interiors combine rugged good looks with outstanding comfort and luxury.

The standard Town & Country 50/50 bench seat (on the left) has folding center armrests and passenger seat recliner for added comfort. The material is all-vinyl and is available in blue, green, chestnut, black, parchment or gold. An optional 50/50 cloth-and-vinyl interior (below) is available at no extra cost in either green or parchment.

Luxury features seem to go hand in hand with Town & Country to help keep it in a class by itself. There's a lockable concealed storage compartment where things can be tucked safely out of sight. And if you're planning on carrying quite a lot in your Town & Country, consider the optional luggage rack. It is designed to complement the roof line, and can handle a lot of luggage. In addition, optional rear assist handles (available in a package with the luggage rack) and bumper step pads make getting in and out of the third seat easier.

More convenience comes from the popular three-way tailgate that opens as a door for people, swings open like a gate with the window down, or folds down easily in order to slide in something as big as 4' x 8' paneling. To make loading easier, the tailgate is almost level with the cargo floor.

Optional Rear Assist Handles



Optional Luggage Rack



Three-way Tailgate



Standard  
Town & Country  
50/50 All-vinyl Interior

Optional 50/50 Cloth-and-vinyl Town & Country Interior









# NEWPORT CUSTOM

The 1974 Newport Custom is highlighted by all-new exterior styling, a new distinctive grille and elegant, new interior appointments and seats to give the Newport Custom a look that is truly distinctive. And totally Chrysler.

To make sure that Newport Custom performs as well as it looks, it has, as standard equipment, a 400 cubic-inch V-8, TorqueFlite automatic transmission, power steering, power disc brakes up front, and Chrysler's reliable Electronic Ignition System that gives you up to 35% greater starting voltage as compared to conventional systems.

For more comfort, there is the new upper-level ventilation system that keeps fresh air moving over and around passengers, and new 50/50 bench seats which can be adjusted individually.

This year, Newport Custom—along with all '74 Chryslers—has an expanded safety package that includes a new collapsible steering column, rugged side impact beams, a new hydraulic impact-absorption bumper system and a color-keyed passenger restraint system with starter interlock.



Background: Newport Custom 2-Door Hardtop

Foreground: Newport Custom 4-Door Hardtop







# NEWPORT

The 1974 Chrysler Newport has the styling, comfort and convenience that a big car can offer, but at a price that is affordable to nearly everyone.

For example, it has all these standard refinements: deluxe wheel covers, two rear-seat ashtrays, dual horns, and thick, color-keyed, loop-pile carpeting.

Plus all the engineering features that make a Chrysler Newport a car of lasting performance and durability. Features like Chrysler's Torsion-Quiet Ride, 7-step, dip-and-spray corrosion protection, TorqueFlite automatic transmission, power front disc brakes and power steering.

There's also a standard 400 cubic-inch V-8 that performs smoothly and powerfully on regular gasoline. And the Electronic Ignition System that helps deliver quick starts in any weather. It has no points or condenser . . . and spark plugs need only be replaced at about 18,000-mile intervals . . . thus cutting tune-up costs.

Also, for added driver and passenger comfort there is our new upper-level ventilation system that is designed to keep a fresh, steady flow of air moving over and around passengers. This comfort feature, when coupled with optional Auto-Temp II air conditioning, helps you enjoy year-round interior comfort.

The 1974 Newports are designed to be comfortable . . . and convenient. For example, every Newport comes with our new modular instrument panel as standard. The panel is convenient because everything is within easy reach of the driver. For instance, the operational controls—lights, washer/wipers, optional rear-window defogger—are located left of the steering column. And all of the comfort controls—heater, cigar lighter, optional air conditioning and radio—are located right of the steering column.



Background: Newport 4-Door Sedan

Foreground: Newport 2-Door Hardtop







# NEWPORT CUSTOM & NEWPORT INTERIORS & FEATURES

The Chrysler Newport Custom and Newport interiors are big, roomy and comfortable, with plenty of stretch-out room.

This year the Newport Custom offers a 50/50 bench seat as standard equipment. It's available in blue, green, parchment, black or gold, and has individual armrests and a passenger-side recliner on 4-door models. An optional interior in all-vinyl comes in blue, green, parchment, white, black or gold in the same seat style.

The Newport standard interior is a richly upholstered, cloth-and-vinyl bench seat. Available in blue, green, parchment, black or gold. There are two optional interiors: A Navajo cloth-and-vinyl bench seat with plush shag carpets . . . and an all-vinyl bench seat in blue, green, parchment, white, black or gold.

We built the Newport Custom and Newport with the idea that people who travel a lot need certain conveniences. That's why our new standard bin-type glove box features a built-in coin holder that's especially handy when you need a coin in a hurry on a tollway or for a parking meter.

For options, consider a rear-window defogger that helps keep the glass from misting up so you can keep an eye on what's behind you or cornering lights to light up your way on turns.



Optional Newport  
Cloth-and-vinyl "Navajo" Seat



Bin-type Glove Box  
with Coin Holder

Optional Rear-window Defogger



Standard Newport Custom  
Cloth-and-vinyl Interior



Standard Newport Cloth-and-vinyl Seat



# CHRYSLER'S 1974 EXTRA CARE IN ENGINEERING FEATURES

We spent a lot of time and took a lot of extra care in engineering the 1974 Chryslers.

Extra-care features that you can see and feel assure that every Chrysler we build is a continuation of the Chrysler tradition for beautifully designed and well-engineered luxury cars.

The easiest place to start is with Chrysler's famed Torsion-Quiet Ride. It's a combination of unibody construction, torsion-bar suspension, and a sound isolation system that includes a new tuned exhaust system.

Chrysler's Electronic Ignition System is another extra-care feature. It has no points or condenser to replace and spark plugs need only be replaced at about 18,000-mile intervals. So it helps cut down on tune-up costs. You also get consistently higher voltage—up to 35% more—to help you start in any weather.

To make sure the exterior beauty of your Chrysler lasts, there is the 7-step, dip-and-spray, rust-prevention process. Every new Chrysler is cleaned, coated, sprayed with two coats of primer, baked, sanded, and then painted with two coats of tough acrylic enamel. Then it's baked again.

Speaking of protection, every Chrysler has a new, hydraulic, impact-absorption bumper system that meets the new federal safety standards, and fade-resistant power disc brakes up front.

We've also made some significant interior improvements. For example, we've added an upper-level ventilation system for a steady, even flow of air when required. This, coupled with optional Auto-Temp II air conditioning, is an assurance of year-round interior comfort. We've even increased the glass area—up to 28% on 2-door hardtops—for added visibility.

This year, there's a new domed fuel tank that holds 25 gallons (24 gallons on Town & Country) of fuel. There's also a new coolant reserve system that permits observation of the coolant as an indicator that the cooling system is functioning properly.

For added convenience, the 1974 Chrysler has a fuse box that swings down from the dash for easy access. And then tucks back out of sight after servicing. There is also an optional, right-hand, outside remote-controlled mirror that can be adjusted quickly and easily by the driver from inside.

To make driving a Chrysler even more pleasurable, we've added a whole new family of radios. There's even an AM/FM Stereo with 8-track stereo tape. You might want to consider a Tilt & Telescope steering wheel or Auto-Speed Control for added driving enjoyment.

Chrysler's extra care in engineering is also reflected in this year's new optional electronic light-emitting diode alert system which indicates excessively high engine coolant temperature, low fuel level, and low electrical system voltage. The light-emitting diodes are solid state for long life expectancy and less chance of shock damage. This feature is standard on New Yorker Brougham. There is also an optional low windshield washer fluid warning light and door ajar indicator (both are standard on Brougham) that can be added to your Chrysler for additional convenience and driving enjoyment.

And there's the option of dressing up your Chrysler in a number of distinctive ways. For example, you can add radial-ply, steel-belted, white-sidewall tires (standard on New Yorker and New Yorker Brougham) for your 1974 Chrysler. These tires offer protection against cuts and punctures and carry a tire manufacturer's 40,000-mile, tread-life guarantee. Chrome-styled road wheels. And wheel opening skirts (optional on Newport and Newport Custom). You'll find a complete listing of options on pages 22-23.

Optional Chrome-styled Road Wheels



Optional, Right Remote-controlled Mirror




Optional AM/FM Multiplex Radio with 8-track Stereo Tape






Power Disc Brakes



Swing-down Fuse Box

Wheel Opening Skirts (Optional on Newport Custom and Newport)



Increased Glass Area



Hydraulic, Impact-absorption Bumper System

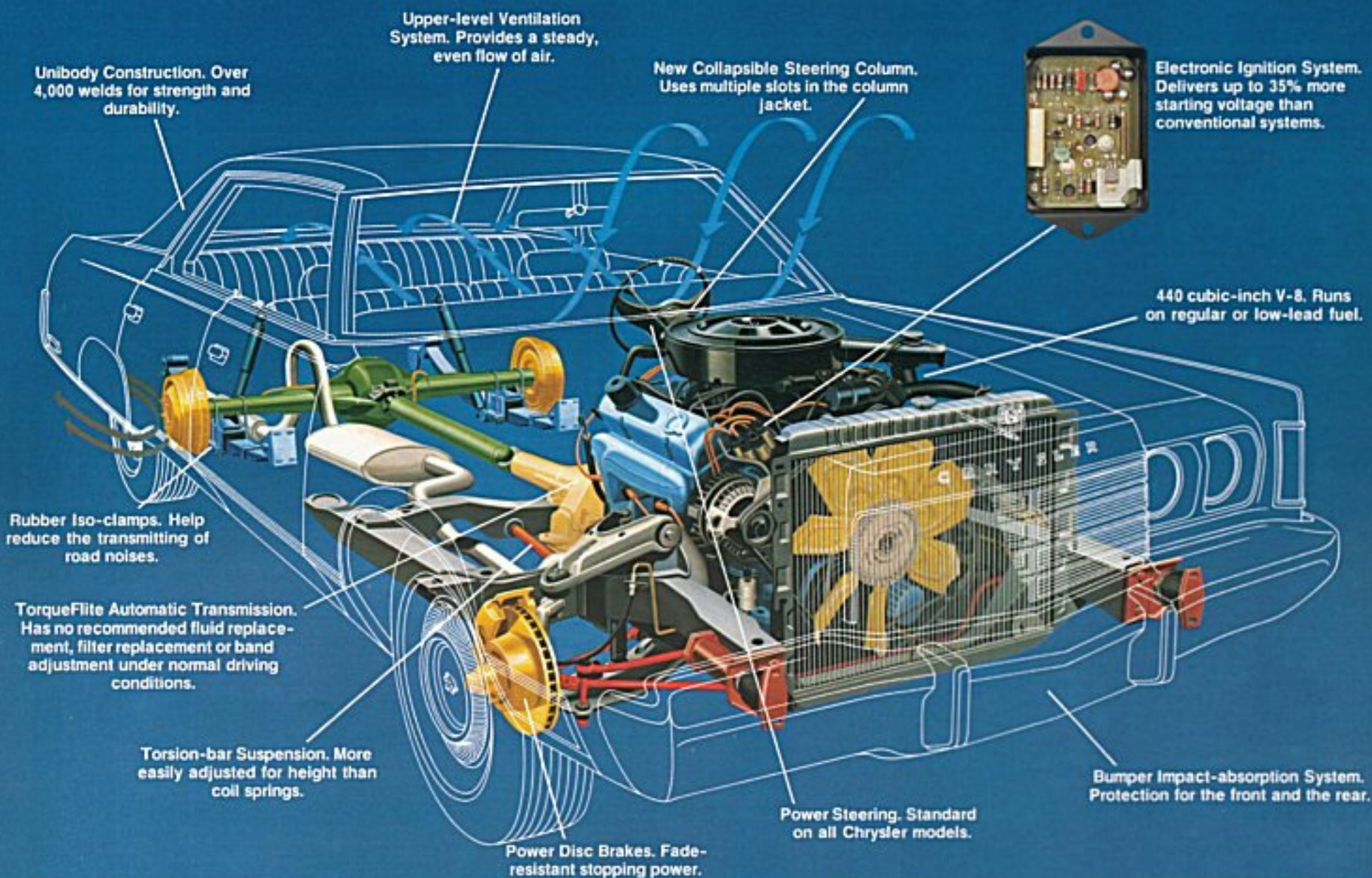


Hydraulic, Impact-absorption Bumper System

Spacious door openings  
make entering and exiting easy



# ENGINEERING FEATURES



## Extra care in engineering makes a difference in Chrysler and Plymouth... coming through for you.

There are important engineering differences offered in every Chrysler and Plymouth car made in this country. Differences that are basic to the way we build our cars. Differences that could help you choose your next car.

**Electronic Engine Testing**—Every one of our engine plants in this country has Electronic Engine Function Testers to help keep sub-standard engines out of your car. These testers check the engines for correct exhaust pressure pulses—one of the keys to a smooth-running, dependable engine.

**Use of Electronics**—Chrysler-Plymouth offers such Space Age electronic advancements as an Electronic Ignition System, solid-state electronic voltage regulator, optional electronic digital clock, and our factory-installed optional Electronic Security Alarm System.

**TorqueFlite Transmission**—Rugged and dependable. With no recommended fluid replacement, filter replacement or band adjustment under normal driving conditions.

**Electronic Ignition**—Standard on every Chrysler and Plymouth built in America, our

proven Electronic Ignition System delivers up to 35% more starting voltage than conventional systems to help you start in any kind of weather.

**Torsion-Bar Suspension**—Standard on all Chrysler and Plymouth cars made in the U.S.A., our adjustable torsion-bar front suspension contributes to a comfortable ride with a sure sense of control and handling.

**Unibody Construction**—The body panels and structural members on all of our cars are fused into one solid unit by more than 4,000 tough welds for strength and durability.



# CHRYSLER TRAILER TOWING

The 1974 Chryslers were also built with the idea that you might be towing recreational vehicles or a travel trailer.

So Chrysler offers complete towing packages to make towing easier and more fun.

For example, our optional Heavy Trailer-Towing Package (A35) equips you for total loaded trailer weights up to 7,000 pounds. This year, it has many new features to help keep you trailering. An electric trailer brake controller that mounts on the regular brake pedal and stops the car and trailer simultaneously when activated (adjustable for brake proportioning between tow vehicle and towed vehicle) . . . a new, dual battery-charging system that charges both the trailer battery and the car battery at the same time . . . and a new, heavy-duty alternator (65-ampere). There's also the 7-wire (A.T.A.) connector (most systems are only 5-wire) that ties all of the trailer's electrical wiring needs into one neat package. There's a single 7-pin connector for back-up lights, taillights, left and right turn signals, brake lights, electric trailer brakes, trailer battery charging and a ground wire.

To keep everything on the level, there is a load-distributing hitch platform that helps distribute the weight evenly between trailer axles and front and rear of the Chrysler, and bolts securely to the car's understructure.

Other features of the Heavy Trailer-Towing package include wide wheel rims, a heavy-duty suspension, a maximum cooling system, an auxiliary transmission oil cooler and a variable-load turn signal flasher.

If your total loaded trailer weight is 2,000 pounds or under, our optional Light Trailer-Towing Package (A34) is just the ticket. It includes a 7-wire harness and connector, a variable-load turn signal flasher, and load-bearing hitch with ball.


There are also a number of options available including large trailer-towing mirrors (dealer-installed).

For a complete story on Chrysler's towing capabilities, get a copy of our 1974 Trailer-Towing Guide.



7-wire Harness with Connector

Load-distributing  
Hitch Platform



Trailer-Towing Mirrors (Dealer-Installed)



Electric Trailer Brake Controller



Load-carrying Hitch with Ball

Trailer-Towing with  
a Chrysler New Yorker





# CHRYSLER OPTIONS:

Check off your choice with this handy option selector.

OPTIONS	CAR MODELS					CHECK LIST
	Newport	Newport Custom	New Yorker	New Yorker Brougham	Town & Country	
<b>Comfort/Convenience</b>						
Air Conditioner	O	O	O	O	O	
Air Conditioner—Auto-Temp II	O	O	O	O	O	
Auto-Speed Control	O	O	O	O	O	
Clock—Electric	O	O	S	S	S	
Clock—Electronic Digital	O	O	O	O	O	
Cornering Lights	O	O	O	O	O	
Deck-lid Release—Electric	O	O	O	O	NA	
Defogger—Rear-window	O	O	O	O	NA	
Differential—Sure-Grip	O	O	O	O	O	
Engine Block Heater	O	O	O	O	O	
Headlight Switch w/Time Delay	O	O	O	S	O	
Light Package	O	O	O	S	O	
Luggage Rack & Assist Handles	NA	NA	NA	NA	O	
Power Door Locks	O	O	O	O	O	
Power Seat	O	O	O	O	O	
Power Windows	O	O	O	S	O	
Radio Antenna—Power	O	O	O	O	O	
Radio—AM	O	O	O	O	O	
Radio—AM/FM	O	O	O	O	O	
Radio—AM/FM Stereo Search Tune	O	O	O	O	O	
Radio—AM/FM Stereo with 8-track Stereo Tape	O	O	O	O	O	
Safeguard Sentinel	O	O	O	O	O	
Security Alarm System	O	O	O	O	O	
Steering Wheel—Deluxe	O	O	O	O	O	
Steering Wheel—Tilt & Tel (with Rim-Blow)	O	O	O	O	O	
Sun Roof	O	O	O	O	NA	
Tinted Glass	O	O	O	O	O	
Trailer-Towing Package—Heavy	O	O	O	O	O	
Trailer-Towing Package—Light	O	O	O	O	O	
Undercoating & Hood Pad	O	O	S	S	O	
Vent Windows—Manual (4-door models only)	O	O	O	O	O	
Windshield Wipers—3-speed	O	O	S	S	S	
<b>Decor/Dress-up</b>						
Door-edge Protectors	O	O	O	O	O	
Mirror—Remote-control, Left	O	O	S	S	O	
Mirror—Remote-control, Right	O	O	O	O	O	
Road Wheels—Chrome-styled (set of 4)	O	O	O	O	NA	
Spare Tire Cover	NA	NA	O	O	NA	
Tires—White Sidewall	O	O	S	S	O	
Tires—Steel-belted, Radial-ply, WSW	O	O	S	S	O	
Vinyl Roof	O	O	O	O	NA	
Wheel Covers—Premier	O	O	O	O	O	
Wheel Opening Skirts	O	O	S	S	S	
<b>Performance</b>						
400 V-8 (2-barrel)*	S	S	NA	NA	NA	
400 V-8 (4-barrel)	O	O	NA	NA	NA	
440 V-8 (4-barrel)	O	O	S	S	S	
440-ampere Battery	O	O	S	S	S	
Heavy-duty Shock Absorbers	O	O	O	O	S	
Heavy-duty Suspension	O	O	O	O	O	

O—Optional S—Standard NA—Not Available \*NA with California Emission Package (N95)



**Radial-ply Steel-belted Tires.** White sidewall. They offer protection against cuts and punctures and carry a tire manufacturer's 40,000-mile, tread-life guarantee. (Standard on New Yorker and New Yorker Brougham.)

**Auto-Speed Control.** Allows you to select a desired speed, then maintain it automatically until you brake, accelerate or disengage the speed control. There is also a resume speed "memory" feature.

**Power Door Locks & Power Windows.** Windows can be conveniently raised or lowered electrically. Power door locks give passengers an added measure of security. Master control for both is located next to the driver.

**Power Sun Roof.** You have the option of enjoying the sun's rays and improved ventilation with a touch of a finger. (Not available on Town & Country Station Wagons.)

**Premier Wheel Covers.** Attractive, luxury-styled, corrosion-resistant wheel covers are another dress-up option for your Chrysler.

**Power Seats—6-way.** You can adjust your seats in any direction. Up or down, forward or backward, tilt forward and backward—in a wide variety of positions.

**Vent Windows.** Manual vent windows are a convenience and comfort option available on 4-door models only.

**Left, Remote-control Mirror.** Can be easily adjusted by driver from inside the car.

**Tilt & Telescope Steering Wheel.** Adjusts up and down, in and out, for driver comfort, convenience and easier entry and exit. A real joy when different drivers use the same car.



Power Windows



Premier Wheel Covers



Tilt & Telescope Steering Wheel



Power Door Locks



Auto-Speed Control



Left, Remote-control Mirror



Manual Vent Windows



Power Seats



Radial-ply Steel-belted Tires



Sun Roof



# STANDARD FEATURES

## Newport

400 CID, 2-barrel V-8 engine • Torsion-Quiet Ride • TorqueFlite automatic transmission with part-throttle kickdown • Power steering • Power front disc brakes and self-adjusting rear drums • Electronic Ignition System and voltage regulator • High-speed starter • Speedometer-odometer-tripodometer • Fuel gauge • Alternator gauge • Oil pressure indicator, coolant temperature gauge and high-beam indicator light • Heater/defroster with multi-speed blower • Single exhaust system • 50-ampere alternator • 375-ampere battery • 2-speed windshield wipers with coordinated washers • Inside hood release • Color-keyed loop-pile carpeting • Lighted left front ashtray • Two rear-seat ashtrays • 12" inside day/night mirror • Ventless door glass • Deluxe wheel covers • Dual horns • Full front and rear wheel lip moldings • Drain trough moldings • Bright windshield and rear-window moldings • Belt moldings • Rear hood molding • Foam seat cushions • H78 bias-belted tires • Upper-level ventilation • Lockable bin-type center glove box with coin holder.

## Newport Custom

All of the above with the following additions and changes: Newport Custom exterior identification • Door upper-frame moldings on 4-door sedan • Split-back 50/50 cloth-and-vinyl bench seat with front center armrest and passenger-side recliner (4-door model) • Seat side shields • Deck-lid molding • Sill molding • Dual body-side paint stripes.

## Town & Country

All the above with the following additions and changes: 440 CID 4-barrel V-8 • Simulated wood-grain applique on both sides and tailgate • Hardtop-style tailgate can be opened as a door with window raised • Power Auto-Lock, locks tailgate when ignition is "on" • Power tailgate window • Rear wheel opening skirts • Large-diameter front sway bar • All-vinyl 50/50 bench seat interior • Concealed storage compartments in rear wheelhouse cover • L78 tires • 3-speed windshield wipers with coordinated washers • Fender-mounted turn signal indicators • Cargo, glove box, map/courtesy and ashtray lights • Full cargo area carpeting • Lockable luggage compartment • Electric clock • 440-ampere battery • Town & Country identification.

## New Yorker

All of the Newport features with the following additions and changes: 440-CID 4-barrel

V-8 engine • Electric clock • Hood insulator pad • Carpeted trunk floor • JR78 steel-belted, radial-ply white sidewall tires • Front wheel lip moldings • Bright windshield drip rail • Full-length body-side moldings • Rear taillight periphery moldings • Remote-control, outside, left rearview mirror • Cloth-and-vinyl bench seat with pull-down center armrest • Glove box and trunk lights • Right instrument panel ashtray light • Map light • Courtesy light • Unique grille and taillights • Unique wheel cover styling • Rear-quarter, wheel-opening skirts • Fender-mounted turn signal

indicators • 3-speed windshield wipers with coordinated washers • 440-ampere battery • Undercoating and hood silencer pad.

## New Yorker Brougham

All of the New Yorker features with the following additions and changes: Power windows • 50/50 front bench seat with individual center armrests and, on 4-door models, a passenger-side recliner • Rear-seat center armrest • Console-type armrests on all doors • Light-emitting diode warning lights for low fuel, high engine coolant temperature and low electrical system voltage • Low windshield washer fluid and door-ajar lights • Headlight switch with time-delay switch • Automatic parking brake release • Automatic seat-back release on 2-door models.

## Standard Safety Features

New hydraulic impact-absorption bumper system • New color-keyed passenger-restraint system with starter interlock • Flame-retardant interior material • Large rear reflectors and lights • Back-up lights • Fuel-tank impact protection • Lane-change turn signal • Locking steering column • Energy-absorbing and padded instrument panel • High-strength windshield • Energy-absorbing front seat-backs and armrests • Manual door locks—levers with non-override lock feature except driver's door • Interlocking door latches • Flush-type inside door-release levers • Cushioned sun visors • Dual braking system with warning light • Side marker lights and reflectors • Hazard warning light system • Electric windshield wipers • Vinyl-clad day/night inside rearview mirror • Two front-seat head restraints • Locking latch on front seat-backs, 2-door models • Left outside rearview mirror • Side door beams.

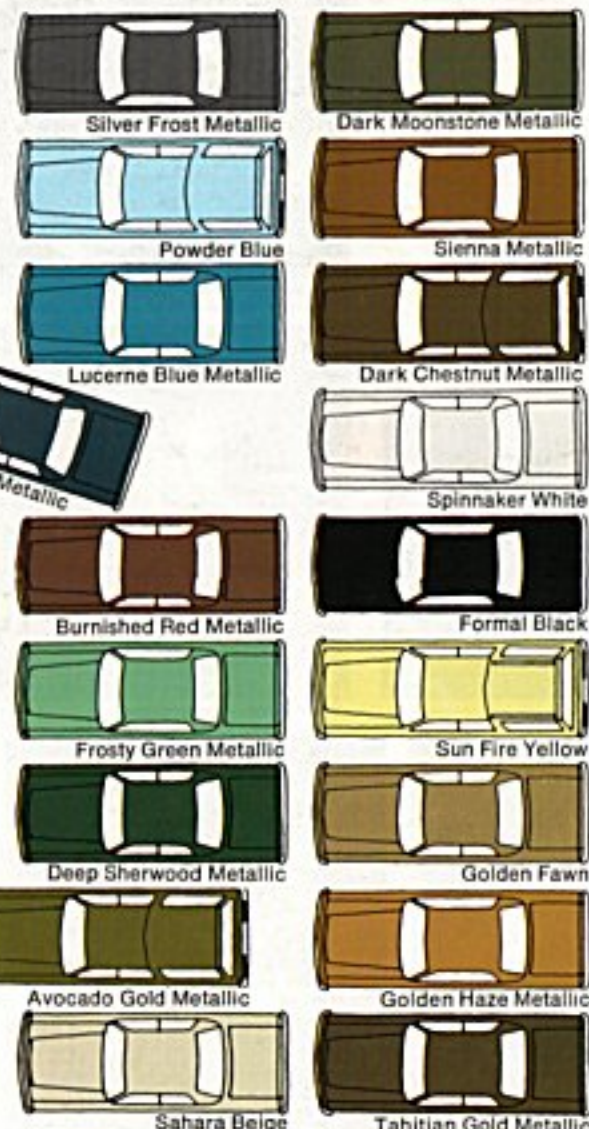
## Exterior Dimensions for 4-Door Sedan

Overall Length.....	225.1"
Wheelbase.....	124"
Overall Width.....	79.5"
Overall Height.....	55.3"
Front Track.....	64.0"
Rear Track.....	63.4"

\*Newport, Newport Custom, New Yorker and New Yorker Brougham dimensions are similar.

All product illustrations and specifications are based on authorized information. Although descriptions are believed correct at publication approval, accuracy cannot be guaranteed. Some of the equipment shown on product illustrations is optional, at extra cost. Chrysler Motors Corporation reserves the right to make changes from time to time, without notice or obligation, in prices, specifications, colors and materials, and to change or discontinue models.

Extra care in engineering... it makes a difference.



**NOTE:** Due to occasional printing irregularities, the above colors may vary slightly from actual hues. See your Chrysler Dealer for accurate color chips.

**Keep your Chrysler coming through in top condition. Service it with men who know it best. See your Chrysler Dealer.**

