

2010  
RANGER **BUILT Ford TOUGH**



RANGER 

fuel economy no other truck can beat<sup>1</sup>

# KICKS GAS



Ranger SPORT SuperCab 4x4 in Torch Red with available equipment

Ford Ranger performs at the pump **better than any pickup in America** — its fuel economy is best-in-class,<sup>2</sup> be it city, highway or combined numbers. And because it's Built Ford Tough<sup>®</sup> Ranger has an inherent brawn and bravado to go with that best-in-the-USA brag. It's got the strength to tow up to 5760 lbs.,<sup>3</sup> plus the conditioning of more than **25 years of proven** durability and reliability. Beyond capability, this year sees more sensibility: **front-seat side airbags** and **industry-exclusive AdvanceTrac<sup>®</sup> with RSC<sup>®</sup>** (Roll Stability Control<sup>™</sup>) come standard. Whether you play it safe, or play it up for all it's worth, Ranger is happy to oblige.

# 27

MPG HWY.<sup>1</sup>



<sup>1</sup>4x2 with 2.3L I-4 engine and 5-speed manual transmission. Based on EPA-estimated mileage for 2010 Ranger compared with 2009/2010 model-year pickups. NOTE: Ranger SPORT 4x4 shown here achieves 19 mpg hwy. with manual transmission. <sup>2</sup>EPA-estimated 22 city/27 hwy./24 combined mpg; 2WD, 2.3L manual. Excludes vehicles built for Mazda. Class is Compact Pickups. <sup>3</sup>Properly equipped.



tough inside and out  
**PROVES ITS METTLE**

Ranger XLT SuperCab 4x4 in Vista Blue with available equipment

**A. 56.5"-LONG REAR LEAF SPRINGS**

Ideal for axle control and a smooth, balanced ride while hauling a load. Standard.

**B. ELECTRONIC SHIFT-ON-THE-FLY (ESOF) TRANSFER CASE**

Without stopping, select the ideal drive simply by turning a switch. Standard on all 4x4s.

**C. 4.0L V6 OR 2.3L DOHC I-4 ENGINE**

For the maximum in power, or the ultimate in efficiency. Availability varies by model.

**D. TORSION-BAR FRONT SUSPENSION**

Long wheel travel makes for outstanding off-road capability. Standard on all 4x4s and SPORT 4x2.

**E. FULLY BOXED FRONT FRAME RAILS**

Major components of the rock-solid, steel ladder frame. Standard.

**F. FRONT TOW HOOKS**

Rugged connections lend an assist (to trucks less capable). Standard on XLT and SPORT 4x4s.

**G. TWIN-TUBE, CELLULAR-GAS RANCHO® SHOCKS**

Makes for some serious off-road performance. Available on XLT and SPORT 4x4s.

**H. STEEL SKID PLATE**

Provides heavy-duty protection for suspension underpinnings. Standard on SuperCab 4x2s.

**I. TRAILER TOW HITCH RECEIVER**

Tow up to 5760 lbs. with the V6, or up to 2200 lbs. with the I-4 engine.<sup>1</sup> Standard.



<sup>1</sup>See your dealer or Owner's Guide for towing limitations and other details.

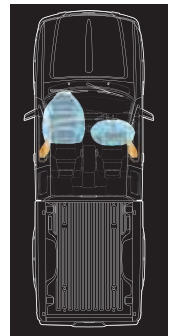
now with stability control & side airbags

# FENDS OFF PUNCHES



| Ranger XLT SuperCab 4x2 in Vista Blue with available equipment |

Ranger is built to last through every round of use. Whether in Regular or SuperCab form, it rates the full **5 Stars** for the driver and 4 Stars for the passenger when it comes to frontal impact<sup>1</sup> in crash tests conducted by the National Highway Traffic Safety Administration (NHTSA). **New front-seat side airbags** – designed to provide head and chest protection – along with dual-stage front airbags, play major roles. Another major new add: **Class-exclusive AdvanceTrac<sup>®</sup> with RSC<sup>®</sup> (Roll Stability Control<sup>™</sup>)**<sup>2</sup> is the only brake-based electronic stability control system that uses a dedicated, gyroscopic roll-rate sensor to monitor vehicle motion at least 100 times per second. Working with the Anti-lock Brake System (ABS), **All-Speed Traction Control and yaw control**, it automatically applies the brakes and modifies engine power to help keep all 4 wheels firmly planted.<sup>2</sup> The safety scales are tipped decidedly in your favor.



<sup>1</sup>Star ratings are part of the U.S. Department of Transportation's Safercar.gov program ([www.safercar.gov](http://www.safercar.gov)). <sup>2</sup>Remember that even advanced technology cannot overcome the laws of physics. It's always possible to lose control of a vehicle due to inappropriate driver input for the conditions. For more information on AdvanceTrac with RSC, visit [fordvehicles.com](http://fordvehicles.com).

fun-lovin' RANGER SPORT

# PLAYS REALLY DIRTY



Ranger SPORT SuperCab 4x4 in Torch Red with available equipment

Hit dunes. Climb rocks. Tackle streams. Ranger SPORT lives and breathes extreme capability. It looks the part: grille, wheel-lip moldings and lots more go **body color**. It definitely acts the part: in available go-anywhere 4x4 mode, with **3 skid plates** – shielding front, mid, aft – heavy-duty shocks, and **16" cast-aluminum rims** wrapped in **all-terrain rubber**. Little wonder why it's a fan favorite at the Best in the Desert Racing Association series, where Ford rules as Official Truck. When the dust settles, Ranger SPORT *triumphs*.



### 207 HP & 238 LB.-FT. TORQUE

Mean numbers for crawling or hauling. The 4.0L V6 is a SPORT standard under that power dome hood.

### WHITE-FACED INSTRUMENTATION & JET-BLACK READOUTS

From your bolstered, two-tone sport bucket seat, track all your treks on these unique gauges.



RANGER **BUILT TOUGH** 2010

confidence-boosting RANGER XLT

# CLEANS UP NICELY



| Ranger XLT SuperCab 4x2 in Silver with available equipment |

**SIRIUS**  
SATELLITE RADIO



#### CABIN LOADED WITH MORE THAN ERGONOMICS

On top of the leather-wrapped steering wheel with tilt and cruise control, you get this XLT exclusive: fully carpeted flooring matched — in front — with carpeted floor mats.



#### AUDIO WITH A PLUG 'N' PLAY MP3 MODE

The multi-speaker stereo system incorporates a CD player and the all-in-one convenience of an audio input jack — plug in your MP3 player, then pump out your entire jukebox.

No mistakin' it. Ranger XLT boasts an in-your-face, **bright chrome H-bar grille** centered above **oversized fog lamps**. Deck yours to the hilt with shining **new 15" 5-spoke aluminum wheels** (standard on 4x4s) and the optional **Bright Trim Group** — featuring chrome step bars and sideview mirror caps, along with a wicked chrome exhaust tip.<sup>1</sup> Every XLT is outfitted with power windows, door locks, sideview mirrors and remote entry. **SIRIUS Satellite Radio**<sup>2</sup> arms you with the power of choice: Get more than 130 channels, including 100% commercial-free music, plus the best sports, news, talk and entertainment, coast-to-coast. It comes with a 6-month trial subscription to get you started. *Get stoked* in Ranger XLT.

<sup>1</sup>Chrome exhaust tip only for V6-powered SuperCabs. <sup>2</sup>Service available in the 48 contiguous states and Washington, D.C.

RANGER **BUILT TOUGH**  
2010



all-everything RANGER XL  
**FITS** THE BILL

Ranger XL SuperCab 4x2 in Black with available equipment

Right truck at the right price. Ranger XL gets the job done, maximizing the function of its trim, compact proportions while **minimizing your maintenance costs**: Oil changes are recommended every 7500 miles;<sup>1</sup> tune-ups every 90,000.<sup>2</sup> Take command of either a 5-speed stick or optional 5-speed automatic, in your **choice of cabs**, and take charge of a cargo box that's durably **double-walled**. Like other Ranger models, this one's been tough-tested in desert heat, arctic cold and torturous off-road conditions. It's Grade A: as in **American-made** at the Twin Cities Assembly Plant in Minnesota.<sup>3</sup> The hardworking Ranger XL will do you proud — *bet on it*.



**BEST TRUCK FUEL ECONOMY IN THE USA;<sup>4</sup>  
PLUS SOME SERIOUS TORQUE-INFUSED POWER**

The aluminum-block, 4-cylinder powerplant delivers unsurpassed fuel efficiency ratings — up to 27 mpg hwy. and 22 city. It also flexes all the muscle you need: 143 hp and 154 lb.-ft. of torque, achieving an impressive maximum payload of up to 1400 lbs.<sup>5</sup>



**CLASS-EXCLUSIVE JUMP SEATS**

All SuperCab models are equipped in back with folding jump seats — makes for a whole lotta leg room or cargo space. Up front, the 60/40 split seat makes way for 3 across. Air conditioning is now standard. And the easy-clean floor covering has been upgraded to "rugged" status.

<sup>1</sup>See your dealer or Owner's Guide for maintenance details. <sup>2</sup>Under normal driving conditions with routine fluid and filter changes. <sup>3</sup>Assembled in America of domestic and foreign parts. <sup>4</sup>EPA-estimated 22 city/27 hwy./24 combined mpg; 2WD, 2.3L manual. Excludes vehicles built for Mazda. <sup>5</sup>When properly equipped.



### XL

Equipped with all standard features, plus:

- 2.3L DOHC I-4 engine (Regular Cab/SuperCab 4x2)
- 5-speed manual transmission with overdrive
- Black H-bar grille
- Black front and rear bumpers
- Black door handles and sideview mirrors
- 15" 7-spoke silver-painted steel wheels with P225/70R15 all-season BSW tires
- AM/FM stereo with clock
- Manual windows and door locks
- Black rugged vinyl floor covering
- Vinyl 60/40 split seat (cloth on SuperCab)
- Trailer tow hitch receiver – Class III capability (when equipped with 4.0L V6)
- Fuel tank skid plate (SuperCab 4x2)
- Rear folding jump seats (SuperCab)



### XLT

Equipped with all standard XL features, plus:

- 2.3L DOHC I-4 engine (Regular Cab/SuperCab 2-door 4x2)
- 4.0L V6 engine (SuperCab 4-door 4x4)
- Chrome H-bar grille
- Body-color front and rear bumpers
- Black leather-wrapped steering wheel with tilt and cruise control
- Color-coordinated carpet and carpeted front floor mats
- AM/FM stereo/single-CD player with MP3/SAT radio capability and audio input jack
- SIRIUS Satellite Radio
- Power Equipment Group with power windows, door locks, sideview mirrors, and remote keyless-entry system
- Cloth 60/40 split seat
- Sun visors with driver map strap and passenger-side vanity mirror
- Fog lamps

#### 4x2:

- 15" 7-spoke silver-painted steel wheels with P225/70R15 all-season OWL tires

#### 4x4: 4.0L V6

- Tow hooks
- 15" 5-spoke aluminum wheels with P235/75R15 all-terrain OWL tires
- Heavy-duty shock absorbers



### SPORT

Equipped with all standard XLT features, plus:

- 4.0L V6 engine
- Body-color H-bar grille
- Body-color front and rear bumpers, wheel-lip moldings, door handles and sideview mirror caps
- Black rugged vinyl floor covering
- Full-size spare tire
- Black side step bars
- Sport bucket cloth seats with center floor console and storage

#### 4x2:

- 15" split-spoke machined cast-aluminum wheels with P235/75R15 all-terrain OWL tires
- Heavy-duty shock absorbers

#### 4x4:

- 16" Y-spoke cast-aluminum wheels with P255/70R16 all-terrain OWL tires
- Fore, mid and aft skid plates



## STANDARD FEATURES

### MECHANICAL

90,000-mile spark plug interval<sup>1</sup>  
 4-wheel Anti-lock Brake System (ABS) with front and rear disc brakes  
 Battery saver automatically deactivates interior lights  
 Body-on-frame construction  
 Electronic Brakeforce Distribution (EBD)  
 Power rack-and-pinion steering  
 Suspension – Front: independent Short- and Long-Arm with stabilizer bar; rear: 2-stage leaf springs

### SAFETY/SECURITY

AdvanceTrac® with RSC® (Roll Stability Control™)  
 Belt-Minder® front safety belt reminder  
 Personal Safety System™ for driver and right-front passenger includes dual-stage front airbags<sup>2</sup>, safety belt pretensioners, safety belt energy-management retractors, safety belt usage sensors, driver-seat position sensor, crash severity sensor, restraint control module and Front-Passenger Sensing System  
 Front-seat side airbags<sup>2</sup>  
 Safety belt height adjusters for front-outboard positions  
 Securilock® passive anti-theft ignition system  
 Side-intrusion door beams  
 Tire Pressure Monitoring System (excludes spare)

### INTERIOR

Air conditioning – Manual control  
 Audio system (varies by model)  
 Cupholders  
 Dome light  
 Glove compartment  
 Grab handles for driver and front passenger  
 Power point (12V)  
 Rally gauge cluster with tachometer  
 Smoker's Package includes ashcan and cigarette lighter

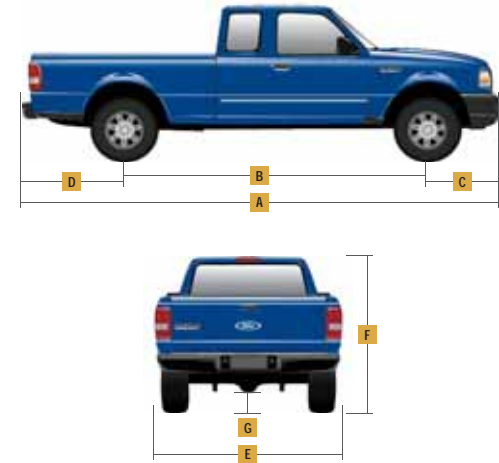
### EXTERIOR

6' pickup box  
 Cargo box tie-down hooks (4)  
 H-bar-style grille  
 Raised power dome hood  
 Solar-tinted glass  
 Stone guards/mudflaps (vary by model)  
 Tailgate with quick release  
 Windshield wipers – Intermittent

<sup>1</sup>Under normal driving conditions with routine fluid and filter changes.  
<sup>2</sup>Always wear your safety belt.

## DIMENSIONS

	REGULAR CAB 4x2	SUPERCAB 4x2/4x4
<b>EXTERIOR</b>		
A. Overall length	189.4"	203.6"
B. Wheelbase	111.5"	125.7"/125.9"
C. Overhang – Front	34.0"	34.0"
D. Overhang – Rear	44.0"	44.0"/43.8"
E. Overall width excluding mirrors	69.3"	69.4"/71.3"
including mirrors	81.3"	81.3"
F. Overall height	66.2"	66.3"/67.7"
G. Ground clearance	8.9"	8.6"/8.2"
Loadfloor height	29.7"	29.5"/31.9"
Ramp breakover angle	24.4°	23.3°/18.6°
Angle of approach	23.5°	23.8°/24.9°
Angle of departure	24.6°	24.3°/27.4°
<b>INTERIOR</b>		
<b>Front</b>		
Head room	39.2"	39.2"
Shoulder room	54.5"	54.5"
Hip room	52.7"	52.7"
Leg room	42.4"	42.4"
<b>Rear</b>		
Head room	—	33.2"
Shoulder room	—	14.1"
Hip room	—	18.7"
Leg room	—	39.1"



CARGO AREA	6' BOX
Volume (cu. ft.)	37.4
Inside height	16.5"
Length at floor	72.7"
Width at wheelhouse	40.5"
Maximum width at floor	52.0"

Cargo and load capacity limited by weight and weight distribution.

## WHEELS



15" 7-Spoke  
Silver-Painted Steel



15" 5-Spoke  
Aluminum



15" Split-Spoke  
Machined Cast-Aluminum



16" Y-Spoke Cast-Aluminum  
with Silver-Painted Inserts

## FEATURES & OPTIONS

XL		
XLT		
SPORT		
MECHANICAL		
● ● ●		4x2 drivetrain
⓪ ○ ○		4x4 drivetrain with Electronic Shift-On-the-Fly (ESOF)
⓪ ● —		2.3L DOHC I-4 engine (4x2 only)
⓪ ● ●		4.0L V6 engine (required on 4x4)
● ● ●		5-speed manual transmission with overdrive
○ ○ ○		5-speed automatic transmission with overdrive
● ● —		15" 7-spoke silver-painted steel wheels — 4 (XLT 4x2)
— ● —		15" 5-spoke aluminum wheels — 4 (standard on XLT 4x4)
— — ●		15" split-spoke machined cast-aluminum wheels — 4 (SPORT 4x2)
— ● ●		16" Y-spoke cast-aluminum wheels with silver-painted inserts — 4 (SuperCab 4x4; XLT requires other equipment)
⓪ — —		P225/70R15 all-season BSW tires — 4
— ● —		P225/70R15 all-season OWL tires — 4
⓪ ● ⓪		P235/75R15 all-terrain OWL tires — 4 (SuperCab only)
— ● ●		P255/70R16 all-terrain OWL tires — 4 (SuperCab 4x4 only)
— ○ —		Spare — Full-size P225/70R15 all-season 4x2, temporary
— ○ ○		Spare — Full-size P235/75R15 all-terrain 4x4
⓪ ● ●		Spare — Full-size P235/70R16 OWL (4x4 XL and XLT; all SPORT)
⓪ ● ●		Axle ratio — 3.55:1 (4.0L V6 only)
⓪ ● ●		Axle ratio — 3.73:1
⓪ ● ●		Axle ratio — 4.10:1
— ● ●		Shocks — Heavy-duty gas-charged (standard on 4x4 and all SPORT)
⓪ ● ●		Shocks — Rancho® heavy-duty gas-charged (standard on SuperCab 4x4 with Payload Package #2)
● ● ●		Skid plate — Fuel tank (standard on SuperCab 4x2)
⓪ ● —		Skid plates — Mid and aft
— ○ ●		Skid plates — Fore, mid and aft (SuperCab 4x4)
⓪ ● —		Suspension — Front coil spring (4x2)
— ● ●		Suspension — Front torsion bar (4x4 and all SPORT)

XL		
XLT		
SPORT		
SEATING		
● — —		Front 60/40 split seat — Vinyl (Regular Cab)
⓪ ● —		Front 60/40 split seat — Cloth (standard on XL SuperCab)
— — ●		Front sport bucket seats — Cloth with center console
● ● ●		Rear folding jump seats (SuperCab only)
INTERIOR		
● — —		AM/FM stereo with clock and 2 speakers
○ ● ●		AM/FM stereo/single-CD player with MP3/SAT capability, clock, 4 speakers and audio input jack
— ○ ○		AM/FM stereo/6-disc in-dash CD changer with MP3/SAT radio capability, 4 speakers and audio input jack
— ● ●		SIRIUS Satellite Radio <sup>1</sup> — Includes over 130 channels and a 6-month trial subscription
● — ●		Floor covering — Black rugged vinyl
— ● —		Floor covering — Color-coordinated carpet with carpeted front floor mats
— ○ —		Floor mats — Black vinyl, slush-type (front only)
○ ● ●		Steering wheel — Tilt, with cruise control
EXTERIOR		
● ● —		2-door Regular Cab
○ ○ ○		2-door SuperCab
— ○ ○		4-door SuperCab
— ○ ○		Bedliner — Under-rail
— — ○		Bodyside moldings — Body-color
● — —		Bumpers — Black
— ● ●		Bumpers — Body-color with black lower valance
— ● ●		Fog lamps
● — —		Grille — Black H-bar
— ● —		Grille — Chrome H-bar
— — ●		Grille — Body-color H-bar
— ○ ○		Privacy glass with rear sliding window (SuperCab only)
— ○ ●		Side step bars — Black
● — —		Sideview mirrors — Manual black

XL		
XLT		
SPORT		
EXTERIOR (continued)		
— ● —		Sideview mirrors — Power black
— — ●		Sideview mirrors — Power with body-color caps
— ● —		Sideview mirrors — Power with chrome caps (included in Bright Trim Group)
— ● ●		Tow hooks — 2 black steel in front (4x4 only)
● ● ●		Trailer tow hitch receiver (Class III when equipped with 4.0L V6)
— — ●		Wheel-lip moldings — Body-color
PACKAGES		
— ○ ○		<b>Bright Trim Group</b> — Includes chrome sideview mirror caps (except on SPORT), chrome side step bars with non-skid surface, and chrome exhaust tip (4.0L V6 SuperCab only)
— ○ ○		<b>Payload Package #2</b> — Includes increased rear spring rates and heavy-duty gas-charged shocks on 4x2, or Rancho heavy-duty shocks on 4x4 SuperCab only (not available on 2.3L I-4 SuperCab)
— ○ ○		Power Code™ Remote Start System (requires automatic transmission and Power Equipment Group) <sup>2</sup>
— ○ ○		Keyless-entry keypad

● Standard ⓪ Select Availability ○ Optional — Not Available

<sup>1</sup>Compatible with all Ranger MP3 audio systems. <sup>2</sup>Available through your Ford Dealer as a Dealer-Installed Ford Licensed Accessory. Not covered by New Vehicle Limited Warranty. See your dealer for details.



## MAXIMUM LOADED TRAILER WEIGHT<sup>1</sup> (lbs.)

MANUAL TRANSMISSION			REGULAR CAB		SUPERCAB	
ENGINE	AXLE RATIO	GCWR	4x2 (6' BOX)	4x2	4x4	
2.3L DOHC I-4	3.73 or 4.10	4800	1540	1320	—	
4.0L V6	3.55	7000	—	3340	—	
	3.73 or 4.10	7000	—	—	3120	

AUTOMATIC TRANSMISSION			REGULAR CAB		SUPERCAB	
ENGINE	AXLE RATIO	GCWR	4x2 (6' BOX)	4x2	4x4	
2.3L DOHC I-4	4.10	5500	2200	1980	—	
4.0L V6	3.55	9500	—	5760	—	
	3.73 or 4.10	9500	—	—	5580	

## MAXIMUM PAYLOAD<sup>2</sup> (lbs.)

REGULAR CAB		4x2	
ENGINE	BOX SIZE	MAX. GVWR	MAX. AVAILABLE PAYLOAD
2.3L DOHC I-4	6'	4300	1160

SUPERCAB		4x2		4x4	
ENGINE	BOX SIZE	MAX. GVWR	MAX. AVAILABLE PAYLOAD	MAX. GVWR	MAX. AVAILABLE PAYLOAD
2.3L DOHC I-4	6'	4760	1400	—	—
4.0L V6	6'	4760	1100	5150	1270
4.0L V6 <sup>3</sup>	6'	5100	1430	5280	1400

<sup>1</sup>Maximum capabilities shown are for properly equipped vehicles with required equipment and a 150-lb. driver. Weight of additional options, equipment, passengers and cargo must be deducted from this weight. For additional information, see your Ford Dealer. NOTE: Ranger does not have an electric brake wiring provision. Certain states require electric trailer brakes over a specified trailer weight. In those states, the Ranger maximum loaded trailer weight is limited to the state regulation. Check your state's trailer weight regulations. <sup>2</sup>Maximum capabilities shown are for properly equipped vehicles with required equipment. Weight of additional options, equipment, passengers and cargo must be deducted from this weight. For additional information, see your Ford Dealer. <sup>3</sup>With Payload Package #2.

SIRIUS and the SIRIUS dog logo are registered trademarks of SIRIUS XM Radio Inc. Subscriptions governed by SIRIUS Terms and Conditions at [sirius.com/serviceterms](http://sirius.com/serviceterms). Service available in the 48 contiguous states and Washington, D.C.

Garmin is a registered trademark of Garmin Ltd.

## ENGINES

	2.3L DOHC 16-VALVE I-4	4.0L 12-VALVE V6
Horsepower (hp @ rpm)	143 @ 5250	207 @ 5250
Torque (lb.-ft. @ rpm)	154 @ 3750	238 @ 3000

## 2010 EPA-ESTIMATED FUEL ECONOMY (mpg)

ENGINE	TRANSMISSION	4x2		4x4	
		CITY	HIGHWAY	CITY	HIGHWAY
2.3L DOHC I-4	5-Speed Manual	22	27	—	—
	5-Speed Automatic	19	24	—	—
4.0L V6	5-Speed Manual	15	21	15	19
	5-Speed Automatic	16	21	14	18

**New Vehicle Limited Warranty.** We want your Ford Ranger ownership experience to be the best it can be. So under this warranty, your new vehicle comes with 3-year/36,000-mile Bumper-to-Bumper Coverage, 5-year/60,000-mile Powertrain Warranty Coverage, 5-year/50,000-mile Safety Restraint Coverage, and 5-year/unlimited-mile Corrosion (Perforation) Coverage – all with no deductible. Please ask your Ford Dealer for a copy of this limited warranty.

**Roadside Assistance.** Covers your vehicle for 5 years or 60,000 miles, so you have the security of knowing that help may be only a phone call away should you run out of fuel, lock yourself out of the vehicle, or need towing. Your Ford Dealer can provide complete details on all of these advantages.

**Ford Credit.** Get the ride you want. Whether you plan to lease or finance, you'll find the choices that are right for you at Ford Credit. Ask your Ford Dealer for details or check us out at [fordcredit.com](http://fordcredit.com).

**Ford Extended Service Plan.** For a purchase or lease, the Ford Extended Service Plan (ESP) gives you "Peace-of-Mind" protection designed to cover key vehicle components and protect you from the cost of unexpected repairs. Ask your dealer for a Ford ESP, the only service contract backed exclusively by Ford and honored at all Ford Lincoln Mercury dealerships.

**Insurance Services.** Get Ford Motor Company quality in your auto insurance. Our program offers industry-leading benefits and competitive rates. Call 1-877-367-3847, or visit us at [fordvip.com](http://fordvip.com) for a no-obligation quote. Insurance offered by American Road Services Company (in CA, American Road Insurance Agency), a licensed agency and subsidiary of Ford Motor Company.

Comparisons based on 2009/2010 competitive models (Class is Compact Pickups), publicly available information and Ford certification data at time of release. Some features discussed may be optional. Vehicles shown may contain optional equipment. Features shown may be offered only in combination with other options or subject to additional ordering requirements or limitations. Dimensions and capacity ratings shown may vary due to optional features and/or production variability. Following release of the PDF, certain changes in standard equipment, options and the like, or product delays may have occurred which would not be included in these pages. Your Ford Dealer is the best source for up-to-date information. Ford Division reserves the right to change product specifications at any time without incurring obligations.

© 2009 Ford Motor Company

10RANWEBPDF

# EXTERIOR & INTERIOR

## COLORS, FABRICS & TRIM



Vista Blue Metallic



Torch Red



Redfire Metallic




Dark Shadow Grey Metallic




Black



Silver Metallic



Oxford White



Vinyl — Medium Dark Flint  
Standard on XL



Cloth — Medium Dark Flint  
Standard on XLT and SPORT

	Interior Color
<b>XL</b>	
Vista Blue Metallic	●
Torch Red	●
Dark Shadow Grey Metallic	●
Black	●
Silver Metallic	●
Oxford White	●
<b>XLT</b>	
Vista Blue Metallic	●
Torch Red	●
Redfire Metallic	●
Dark Shadow Grey Metallic	●
Black	●
Silver Metallic	●
Oxford White	●
<b>SPORT</b>	
Vista Blue Metallic	●
Torch Red	●
Redfire Metallic	●
Dark Shadow Grey Metallic	●
Black	●
Silver Metallic	●
Oxford White	●

Colors shown are representative only. Not all colors are available on all models. See your dealer for actual paint/trim options.

**INTERIOR:** ● Medium Dark Flint

# FORD CUSTOM ACCESSORIES

**Also available:**

- Katzkin® Leather Seat Covers<sup>1</sup>
- SmartAlert™ GPS Tracking and Recovery<sup>1</sup>
- Vehicle Security System
- Keyless Entry Keypad
- Interior Lighting Kit
- Remote Start Systems
- Retractable Bed Hooks
- Bed Rails
- Bed Rug
- Bed Mat
- Soft Folding Tonneau Cover<sup>1</sup>
- Hard Folding Tonneau Cover<sup>1</sup>
- THULE® Racks, Carriers and Cargo Holders<sup>1</sup>
- Sportz® Truck Tent<sup>1</sup>
- EchoMaster® HitchScan™ Rear Park Assist Sensor and Hitch Step<sup>1</sup>
- Electronic Safety Tow
- Trailer Hitch Assembly – 2" Receiver
- Wheel Locks
- Wiper Shaker De-Icer and Debris Cleaner<sup>1</sup>
- Ashcup/Coin Holder/Smoker's Pack

<sup>1</sup>Ford Licensed Accessories.

To learn more about Ford Custom Accessories and to buy them online, visit [fordaccessories.com](http://fordaccessories.com).

Genuine Ford Accessories will be warranted for whichever provides you the greatest benefit: 12 months or 12,000 miles (whichever occurs first), or the remainder of your Bumper-to-Bumper 3-year/36,000-mile New Vehicle Limited Warranty. Contact your local Ford Dealer for details and a copy of the limited warranty. Ford Licensed Accessories (FLA) are warranted by the accessory manufacturer's warranty. Ford Licensed Accessories are fully designed and developed by the accessory manufacturer and have not been designed or tested to Ford engineering requirements. Contact your Ford Dealer for details regarding the manufacturer's limited warranty and/or a copy of the FLA product limited warranty offered by the accessory manufacturer.



Garmin® Portable Navigation Systems<sup>1</sup>



Electrochromic Mirror




Bi-Directional Remote Start System



Hood Deflectors



Side Window Deflectors



Manual Sliding Rear Window



Soft Cargo Organizers and Soft Cargo Cooler Bag



Tail Lamp Surrounds



Bed Extender



Bedliner and Tailgate Liner



Step Bars



Soft Roll-Up Tonneau Cover<sup>1</sup>



Trailer Hitch Balls/Drawbars



Chrome Exhaust Tip



All-Weather Floor Mats

# THE FACTS ABOUT FORD.



## Quality Trucks.

**FACT:** Ford has **more trucks on the road with over 250,000 miles** than any other brand.<sup>1</sup> And Ford F-Series has been **America's best-selling line of trucks** for 32 years in a row.



## Green Trucks.

**FACT:** Ford vans and pickups achieve **best-in-class or unsurpassed fuel economy** in 2 different classes.<sup>2</sup> And Power Stroke<sup>®</sup> diesels meet stringent federal emissions standards with **Ford Clean Diesel Technology.**<sup>™</sup>



## Safe Trucks.

**FACT:** We're working to help keep you and yours safe. **AdvanceTrac<sup>®</sup> with RSC<sup>®3</sup>** is now available on more Ford Truck models than ever. And F-150's extensive safety features help make it **America's Safest Full-Size Pickup.**<sup>4</sup>



## Smart Trucks.

**FACT:** From **exclusive box-side and tailgate steps to Ford Work Solutions<sup>™</sup>** to **Ford SYNC<sup>®</sup>**, no other brand of trucks offers **more innovative** technology and productivity tools to help you get the job done.

Visit [fordvehicles.com](http://fordvehicles.com) to learn more.



<sup>1</sup>Based on vehicle registration data and latest odometer readings available to R. L. Polk & Co. for 1992 and newer model year full-size pickups and vans still on the road in the U.S. as of April 2008. <sup>2</sup>Based on Ranger 2010 EPA-estimated 22 mpg city/27 hwy., 4x2 with 2.3L engine and 5-speed manual transmission; and Transit Connect Small Van 2010 EPA-estimated 22 mpg city/25 hwy. <sup>3</sup>Remember that even advanced technology cannot overcome the laws of physics. It's always possible to lose control of a vehicle due to inappropriate driver input for the conditions. For more information on AdvanceTrac with RSC, visit [fordvehicles.com](http://fordvehicles.com). <sup>4</sup>Based on both NHTSA 5-Star crash test ratings and IIHS Top Safety Pick. Star ratings are part of the U.S. Department of Transportation's Safercar.gov program ([www.safercar.gov](http://www.safercar.gov)).