



2009 police interceptor and special service vehicles



WE ARE LEGEND




From the start,

Ford has been synonymous with police work. As *Ford News* reported back in the day:

“Police departments in many other cities have found use of the Model A and Model AA practical. Two hundred roadsters and fifty sedans are used by New York City. One hundred and twenty-five radio-equipped Ford cars are used in Chicago.” Upon the debut of its legendary flathead V8, Ford fast became the #1 choice for police forces. Ford was the first automaker to bundle parts specifically for police duty, establishing it as the only manufacturer to continuously offer – now for a full 58 years running – a police package in its car line. Matter of fact, Ford offers you the market’s only standard V8-powered, rear-wheel-drive interceptor with a body-on-frame build.

Don’t settle for ordinary when you can have legendary.





CONTENTS

CROWN VICTORIA POLICE INTERCEPTOR

- First and Foremost 02–03
- Details Make the Difference 04–05
- Vehicle Specifications 06–07
- Quality Upfitting 08–11
- Equipment Mounting 12
- Color & Trim 13

ESCAPE HYBRID 14–15

EXPLORER XLT – SPECIAL SERVICE PACKAGE 16–17

EXPEDITION/EXPEDITION EL – SPECIAL SERVICE VEHICLE (SSV) 18–19

NEW F-150 – XL SUPERCREW 20–21

E-SERIES – VAN & WAGON 22–23

CUSTOMER SERVICE – RESOURCES 24–25

POLICE ADVISORY BOARD MEMBERS BACK COVER

CONTACTS

GOVERNMENT ACCOUNT MANAGERS

- **Don Cobb**
Northeast States: CT, DE, MA, MD, ME, NH, NJ, NY, PA, RI, VT
Office: (860) 647-0099
E-mail: dcobb@ford.com
- **Don Dewar**
North Central States: IA, IL, IN, KY, MI, MN, ND, NE, OH, SD, WI
Office: (317) 575-4121
E-mail: ddewar2@ford.com
- **Craig Fetty**
South Central States: AR, CO, KS, LA, MO, MS, NM, OK, TX
Office: (303) 522-5753
E-mail: cfetty@ford.com
- **Steve Hoe**
Western States: AK, AZ, CA, HI, ID, MT, NV, OR, UT, WA, WY
Office: (916) 705-5350
E-mail: shoe@ford.com
- **Bryan Taylor**
Southeast States: AL, FL, GA, NC, SC, TN, VA, WV
Office: (678) 984-4201
E-mail: jtaylo84@ford.com

GOVERNMENT SALES MANAGER

- **Tony Gratson**
Office: (313) 390-1041
E-mail: tgratson@ford.com

STATE & LOCAL GOVERNMENT SALES MANAGER

- **Kevin Fitzpatrick**
Office: (313) 390-1058
E-mail: kfitzpa1@ford.com

STATE & LOCAL GOVERNMENT SALES ANALYST

- **Mona Mlynarczyk**
Office: (313) 390-1054
E-mail: mmlynarc@ford.com

VEHICLE SPECIAL ORDER

- **Sandy Charkowske**
Special Paint
Office: (313) 248-8130
E-mail: scharkow@ford.com

VEHICLE SPECIAL ORDER

- **Cathy Beattie**
Option Development
Office: (313) 390-1567
E-mail: cbeattie@ford.com

FORD CREDIT MUNICIPAL FINANCE PROGRAM MARKETING COORDINATOR REGIONS

- **Ann Creviston**
AK, AL, FL, GA, KY, LA, MI, MO, MS, NC, OH, SC, TN, VA, WV
Office: (313) 206-3324
E-mail: acrevist@ford.com
- **Konrad Meister**
CT, DC, DE, IN, MA, MD, ME, NH, NJ, NY, PA, RI, VT
Office: (313) 206-3325
E-mail: kmeister1@ford.com
- **Joe Vecchio**
AK, AZ, CA, CO, HI, IA, ID, IL, KS, MN, MT, ND, NE, NV, OK, OR, SD, TX, UT, WA, WI, WY
Office: (313) 206-3314
E-mail: jvecchi3@ford.com

LEGENDARY LAW ENFORCER



CROWN VICTORIA POLICE INTERCEPTOR: FIRST AND FOREMOST

A FACTORY-INSTALLED BALLISTIC DOOR PANELS

The Police Interceptor offers another automotive industry first – ballistic door panels installed at the factory. For added protection when you're in the line of fire, these optional panels are lightweight and covert – you can't see them from the outside, and they don't interfere with the windows, locks or interior space. They've been rigorously tested to shield against most Type III rounds, and are certified in testing to National Institute of Justice Standard 0108.01. Panels are also crash-tested to federal standards and weather-tested from -49°F to 104°F. Choose a panel for the driver door only (Option Code 90L) or for both front doors (Option Code 90B). Charger and Impala don't cover you with factory-installed ballistic door panels.

IMPORTANT: In the interest of officer safety, panel performance specifications have a restricted distribution.

Contact **1-800-34-FLEET** for panel performance specifications. Visit fleet.ford.com for more information.

WARNING: As with any body armor, protection provided by the ballistic door panel is limited. Certain rounds or combinations of rounds may penetrate the panel and cause serious injury or death.

B INDUSTRY-FIRST FIRE SUPPRESSION SYSTEM (FSS)

The optional Fire Suppression System helps reduce the risk of injury in high-speed, high-energy rear impacts by deploying fire-suppressing chemicals – released when the vehicle is coming to a stop, as indicated by data from the ABS wheel-speed sensors. (If the accident damages ABS sensors, a backup timer initiates the FSS 6 seconds after impact.) FSS fluids are stored in an unpressurized liquid state and work on a 2-gas generator setup similar to that used to deploy airbags. With or without FSS, the Interceptor is safe for police work. You can't get this on Charger or Impala.

Visit fleet.ford.com for complete FSS details and to view the demonstration.

C PASSES 75-MPH REAR-END CRASH TESTS

Ford Crown Victoria Police Interceptor is the only police pursuit sedan on the market tested to meet 75-mph rear-end crash tests without a fuel tank puncture. Ford is the only vehicle manufacturer to publish results for a 75-mph test – not so for Charger and Impala.

D EXCLUSIVE, RUGGED BODY-ON-FRAME CONSTRUCTION

Secured to a separate, ultra-sturdy frame – composed of hydroformed steel – the Police Interceptor's body features increased structural rigidity and durability, outstanding ride quality and impressive road-noise reduction. While the Crown Victoria is built in the body-on-frame manner of most trucks, both the Charger and Impala simply utilize unibody construction with no separate frame.



E STANDARD-EQUIPPED FLEXIBLE FUEL VEHICLE (FFV)

The #1 Police Interceptor sedan continues its commitment to lead the industry in innovation: Crown Victoria Police Interceptor comes with a V8 powerplant that's designed to run on E85 (a blend of up to 85% ethanol and 15% gasoline), regular gasoline, or a combination of the two. Onboard sensors and computers monitor the fuel mixture to optimize performance. You can optionally equip this FFV with 50-state emissions* technology.

Ethanol is a renewable resource, unlike gasoline. More than 90% of the ethanol produced in the U.S. comes from corn. With one of the highest octane ratings of any transportation fuel, ethanol increases the engine's activation energy. Ethanol can also help reduce fuel line freeze-up because of its moisture-absorbing ability. Plus, using ethanol as a fuel additive can help reduce pollution and the need to import oil.

EPACT: By purchasing the Crown Victoria Police Interceptor FFV for your force, you can actually earn EPACT credits, allowing you greater flexibility when choosing vehicles for the remainder of your fleet.



*Standard on Interceptors in CA, CT, MA, ME, NY, PA, RI and VT.

LEGENDARY, INSIDE OUT



Front-seat side airbags – now standard.

CROWN VICTORIA POLICE INTERCEPTOR: DETAILS MAKE THE DIFFERENCE

MORE CABIN AND TRUNK SPACE, PLUS A FULL-SIZE SPARE

The Police Interceptor supplies the elbow room and storage capacity your work demands with its 107.5 cu. ft. of passenger volume and 20.6 cu. ft. of trunk space with a full-size spare. (All that's significantly more than Charger or Impala.) A standard full-size spare tire ensures the Police Interceptor performs as normal – without the speed or distance limitations of a compact version. You get all the benefits of full size *and* plenty of storage capacity. An extra-cost option on both Charger and Impala, their full-size spare tires significantly impair trunk space.

SPEED-SENSITIVE STEERING

The Police Interceptor automatically adjusts the amount of steering assist it supplies based on engine speed – giving you more responsive steering at all speeds. Charger and Impala don't offer speed-sensitive steering.

REMOTE KEYLESS-ENTRY KEY FOB (14R)

This handy feature is optional for greater ease of entry and to help save valuable time, especially in those cases when every second counts.

ONLY STANDARD V8 IN ITS CLASS

Ford Crown Victoria Police Interceptor is the only squad car equipped with a standard V8 engine. Take full advantage of the 250 horsepower and 297 lb.-ft. of torque supplied by this proven, responsive – and definitely legendary – 4.6L SOHC V8 FFV engine.

200-AMP ALTERNATOR

Since police equipment requires additional electrical capacity, this standard heavy-duty alternator cranks out up to 200 amps. Charger's maximum output is a mere 160; Impala is even less, at 150.

ENGINE-IDLE METER

The meter tracks engine idle time while the transmission is in either Park or Neutral. Use the conversion rate of 1 engine idle hour = 33 miles to help schedule routine maintenance more accurately. Impala doesn't offer an engine-idle meter.

5,000-MILE OIL CHANGE

Realize lower operating costs: Recommended oil-change interval has now been increased to every 5,000 miles.

REAR-WHEEL DRIVE

Thanks to the Police Interceptor's rear-wheel drive, you won't have to deal with the torque steer issues of a front-wheel-drive vehicle like Impala. Front-wheel drive puts the weight of the engine over the front wheels, which can cause the front end to understeer when cornering.

WIDE TRACK

You'll appreciate the Police Interceptor's precision handling, which benefits from the 65.6" rear track width – a good 2.5" wider than Charger; over 4" greater than Impala.

POWER-ADJUSTABLE PEDALS – NOW STANDARD

Standard power-adjustable brake and accelerator pedals assist you in achieving the most comfortable driving position at a more optimal distance from the steering wheel – regardless of your size. The pedal position is altered simply by using a switch.

STANDARD SAFETY & SECURITY FEATURES

FRONT-SEAT SIDE AIRBAGS – NOW STANDARD

These airbags offer an extra margin of head and chest protection for the driver and front-outboard passenger in certain types of side-impact collisions. For optimal deployment, the side airbags inflate out of the seatback bolster.

DUAL-STAGE FRONT AIRBAGS

The Police Interceptor's dual-stage driver and front-passenger front airbags can deploy in full-power mode or with less pressure, depending on the situation. For instance, in less severe frontal crashes, the airbags may inflate with less force – or not at all – helping to reduce the risk of injury due to airbag overinflation.

TIRE PRESSURE MONITORING SYSTEM (TPMS)



TPMS can warn of underinflation that can damage tires or cause a blowout. An active pressure sensor with a radio transmitter is mounted inside the tire on each wheel (except the spare). A receiver monitors each transmitter, and if tire pressure isn't within specified limits, a warning light with an audible tone will activate.

5-YEAR/60,000-MILE POWERTRAIN WARRANTY



For more assurance: There's no deductible, and you're provided with an additional 2 years or 24,000 miles of coverage on select components – including the engine and transmission – beyond the 3-year/36,000-mile Bumper-to-Bumper Coverage. See your dealer for details.

PERSONAL SAFETY SYSTEM®



This innovative system optimizes key safety features, including dual-stage front airbags and outboard-front safety belts, to help protect you and your front passenger. In the event of certain frontal collisions, advanced sensors measure the severity of impact, as well as certain occupant conditions such as the position of the driver seat, and whether or not safety belts are in use. Then, in a matter of milliseconds, the system customizes its reaction to provide optimal protection for the specific situation. It also employs a Front-Passenger Sensing System that can automatically activate or deactivate the airbag based on whether or not it senses a front-seat passenger is present and his/her approximate weight.

ANTI-LOCK BRAKE SYSTEM (ABS)

ABS regulates brake pressure to help prevent wheel lockup and skidding.

5 STARS ★★★★★

For 13 years running (1996–2008), the Ford Crown Victoria Police Interceptor has earned the National Highway Traffic Safety Administration's (NHTSA) 5-Star crash test rating – the highest vehicle crashworthiness evaluation possible – for both the driver and front passenger in a frontal collision.

OPTIONAL SAFETY & SECURITY MEASURES



COURTESY LAMP AND DOOR LOCK CONFIRMATION FLASH DISABLE (478)

Disables the interior courtesy lamps and the door lock confirmation flash of the parking lights.

CUSTOM-FIT TRUNK PACK™ (14T)

The optional Trunk Pack (shown at left) helps reduce the risk of injury resulting from police equipment being pushed forward and penetrating the back seat and/or fuel tank in a high-speed rear impact. A protective DuPont™ KEVLAR® barrier is on the front face of the drop-in Trunk Pack, which is composed of easy-clean, high-density polyethylene (HDPE). Ford recommends police equipment be both secured and laterally aligned – the pack's center divider helps position your gear laterally. Also available from any Ford Dealer for 1992–current models already in service.

CAUTION: Do not place stiff or sharp objects in the trunk that could penetrate the fuel tank in a high-speed rear impact. DuPont and KEVLAR are trademarks or registered trademarks of DuPont or its affiliates. Be certain to visit fleet.ford.com or see the Police/Fleet supplement for proper trunk-packing considerations and other important safety details.

ALL-SPEED TRACTION CONTROL (552)

Detecting a loss of traction, this option reduces engine power when necessary and selectively applies brake force to the slipping wheel while transferring power to the opposite wheel to help keep you on course.

CROWN VICTORIA

AMERICA'S LEGENDARY POLICE INTERCEPTOR



FOR STREET PATROL AND HIGH-SPEED PURSUIT

- Front-seat side airbags* – **Now standard**
- Flexible Fuel Vehicle (FFV) – Runs on E85, gasoline or any combination of both
- Oil-change interval extended to every 5,000 miles
- Power-adjustable pedals – **Now standard**
- Remote keyless entry, optional
- Tire Pressure Monitoring System** alerts for underinflation

ALL STANDARD

- Air conditioning – Manual, with wide-open throttle cutoff
- Audio – AM/FM stereo
- Floor covering – Heavy-duty rubber
- Fuse panel – Labeled for easy access on instrument panel
- Glass – Solar-tinted
- Glove compartment – Illuminated, lockable
- Hub caps – Snap-on steel
- Instrument cluster – With analog gauges
- Integral front-door map pockets
- Interior trunk release – Powered release on center of instrument panel
- Light bar connector – 40-amp battery circuit behind right-front cowl panel
- Lights – Overhead dome, front map and trunk
- Mirror – Day/night, rearview
- Mirrors – Black, power foldaway sideview
- Paint – Clearcoat
- Pedals – Power-adjustable – **New**
- Radio antenna – Integral in rear window
- Rear-access power point – Provides 100 amps of current for trunk-mounted equipment
- Scuff plates – Color-keyed, front and rear
- Seats – Front 40/20/40 split-bench with driver power lumbar and manual recline
- Seat – Rear vinyl bench; excludes center armrest
- Spare tire – Conventional (full-size)
- Speedometer – Certified calibration: 0–140 mph (225 kph) in 2-mph (3-kph) increments
- Tires – P235/55R17W speed-rated
- Wheels – 17" x 7.5" heavy-duty steel, painted black
- Windows – Power with one-touch-down driver-window feature

STANDARD SAFETY & SECURITY

- Airbags – Dual-stage driver and front-passenger front*
- Airbags – Front-seat side* – **New**
- Battery saver – Turns off lights after 30 minutes
- Personal Safety System®
- Side-intrusion door beams
- Tire Pressure Monitoring System (excludes spare)

STANDARD POWERTRAIN/FUNCTIONAL

- Alternator – High-output, 200-amp maximum; 132-amp at idle (80°F/26.6°C)
- Automatic 4-speed transmission
- Axle ratio – 3.27 (speed-limited to 129 mph/207 kph) or 3.55 limited-slip (speed-limited to 119 mph/191 kph)
- Battery – Maintenance-free, 78-amp-hr. (750 CCA)
- Brakes – Power with Anti-lock Brake System (ABS)
- Coolant recovery system
- Decklid – Low-liftover design with battery-powered release on center of instrument panel
- Defroster – Rear-window
- Driveshaft – Aluminum
- Drivetrain – Rear-wheel drive (RWD)
- Engine – 4.6L SOHC SEFI V8 FFV with 250 hp and 297 lb.-ft. of torque
- Engine-idle meter
- Engine oil cooler
- Exhaust system – Dual stainless steel
- Fail-safe engine cooling system
- Flexible Fuel Vehicle (FFV)
- Frame – Heavy-duty hydroformed body-on-frame construction
- Fuel tank – 19-gallon (71.9-liter) capacity
- Ignition system – Coil-on-plug distributorless electronic
- Parking brake – Manual release
- Shock absorbers – Heavy-duty monotube, nitrogen gas-pressurized
- Stabilizer bars – Front and rear
- Steering – Speed-sensitive, variable-assist power rack-and-pinion with power steering oil cooler
- Suspension – Heavy-duty front: Short- and Long-Arm; Rear: Watts linkage
- Transmission oil cooler – Oil-to-air
- Upper ball joints – Low-friction, non-greaseable

OPTIONAL FEATURES

ITEM	OPTION CODE
2-way radio pre-wire – Police radio front speakers	946
50-state emissions	425
All-Speed Traction Control (N/A with 3.55 axle ratio)	552
AM/FM stereo delete	58Y
AM/FM stereo/single-CD player	58Z
Axle ratio – 3.55	
– Police Interceptor Array	730A
– Street Appearance Array	770A
Ballistic door panel – Driver door only	90L
Ballistic door panels – Driver and front-passenger doors	90B
Courtesy lamp disable – Includes disabling of door lock confirmation flash	478
Cruise control	525
Daytime Running Lamps	77D
Decklid release on door and instrument panel – Ignition-powered	61H
Dome/map light delete (5" center-mounted)	54M
Engine block heater	41H
Fire Suppression System	60S
Floor covering – Carpeted with front and rear floor mats	128
Front bodyside moldings, color-keyed – Installed	96A
Front bodyside moldings, color-keyed – Uninstalled (shipped in trunk)	96B
Grille – Chrome	66C
Grille lamp, siren and speaker wiring	172
Keyed alike:	
– Key Code 1284x	432
– Key Code 1294x	435
– Key Code 0135x	436
– Key Code 1435x	437
– Key Code 0576x	438
– Key Code 0151x	439
Lamp pre-wire – Package tray or under decklid	476
Lateral bow reinforcement (center roof light support)	185
License plate bracket – Front	153
Limited-slip differential (standard with 3.55 rear axle)	45C
Locking gas cap	98G
Police Power Pigtail harness – For powering aftermarket equipment	179
Power driver seat	21A
Rear door handles – Inoperable/lock operable	67R
Rear door handles/locks inoperable	67B
Warning: Rear door locks are only operational electronically from the driver seat. Access to rear-seat passengers in an emergency may be severely restricted with this option.	
Rear windows power delete – Operable from front driver-side switches	948
Remote keyless-entry key fobs – Two, excludes keypad	14R
Roof wiring – Hole in center of roof (including lateral bow reinforcement)	187
Roof wiring – No hole in roof	189
Seats – Cloth front buckets/cloth rear bench	H
Seats – Cloth front split bench/cloth rear bench	F
Sideview mirrors – Heated	61K
Silicone hoses with aircraft clamps	177
Spot lamp – Driver side	51A
Spot lamp wiring prep – Driver side	51B
Spot lamps – Dual	51Y
Spot lamps wiring prep – Dual	51Z
Trunk Pack™ (w/KEVLAR® barrier)	14T
Two-Tone Paint Treatment #1	952
Two-Tone Paint Treatment #2	953
Two-Tone Paint Treatment #3	955
Two-Tone Paint Treatment #4	956
Wheel covers – Full	64N

OPTIONAL PACKAGES

ITEM	OPTION CODE
Comfort and Convenience Package	41A
– AM/FM stereo/single-CD player, cruise control and power driver seat	
Street Appearance Package	60B
– Chrome grille, fascia inserts, door handle bezel and taillamp appliqué; color-keyed retail bodyside moldings; "Crown Victoria" badge; full wheel covers; and rear appliqué with color-keyed panels	
POLICE PREP PACKAGES	
Base Police Prep Package	65A
Base Lighting Package	65P
Ready-for-the-Road Package	65U
Visibility Package	65W
Complete Police Prep Package	68P

DIMENSIONS & CAPACITIES†



EXTERIOR (in.)

A. Length	212.0
B. Wheelbase	114.6
C. Width (excluding mirrors)	78.3
D. Height	58.3
Base curb weight (lbs.)	4214

TRACK WIDTH (in.)

Front	63.4
Rear	65.6

INTERIOR (in.)

Front

Head room	39.5
Shoulder room	60.6
Hip room	57.4
Leg room	41.6

Rear

Head room	37.8
Shoulder room	60.0
Hip room	56.1
Leg room	38.0
Trunk liftover height	26.8

CARGO VOLUME (cu. ft.)

EPA passenger-volume index	107.5
Trunk space	20.6

ENGINE – 4.6L V8

Horsepower	250 hp @ 5000 rpm
Torque	297 lb.-ft. @ 4000 rpm
Fuel capacity (gal.)	19

CROWN VICTORIA QUALITY UPFITTING

THE MAKING OF A LEGEND, WITHOUT UPFIT DELAY — SUMMARY BENEFITS OF FORD POLICE PREP PACKAGES

ENGINEERED BY FORD

Model-specific equipment that is developed to fit your 2009 Police Interceptor. Ensures compatibility in advance of your vehicle being delivered.

TOP QUALITY, TOUGH AND DURABLE

Police Prep Packages have passed Ford's extreme 10-year/150,000-mile performance standards. Components and installation are verified extensively and exactly as part of the Ford Quality System, which includes: crash testing, cycle testing, vibration, EMC compatibility, severe temperature, humidity, plus water and salt corrosion.

HIGHEST STANDARDS

Validated to vehicle manufacturer safety standards, such as Federal Motor Vehicle Safety Standards (FMVSS), Society of Automotive Engineers (SAE) standards and, most importantly, Ford Motor Company standards.

TIME-SAVERS

Saves administration time, shop time and vehicle downtime, and reduces upfitting time from weeks to days.

MONEY-SAVERS

The packages are included in new vehicle budgets, freeing up other maintenance, upfitting and repair budgets.

REDUCES DAMAGE

Helps eliminate damage from interior disassembly and reassembly. These often occur twice: when upfitting to put into service and decommissioning for out-of-service.

MORE COMPATIBLE

All packages work with the Ford Trunk Pack™ and Fire Suppression System. The electrical system of each Police Prep Package will also conform with 98% of the existing lighting, siren and control systems on the market. Some aftermarket police equipment may not be compatible with other Ford options.

FORD LIMITED WARRANTY ASSURANCE

Every package is backed by Ford Dealers and authorized Fleet Maintenance facilities that perform their own warranty work for 3 years or 36,000 miles.*

MODIFICATION CENTER

Options installed in a Ford-approved facility: Vehicle turnaround is often under 24 hours. So no lengthy delays, and options appear at your dealership seamlessly.

OWNER'S GUIDE

Each vehicle comes with an Owner's Guide, which explains all of the options and quick-reference schematics. The current and past model year Owner's Guides are available at crown-na.com online.

FACTORY-DIRECT PRODUCT AND TECHNICAL INFORMATION

Help with your questions regarding the vehicle, police equipment prep packages and aftermarket installation. Call toll-free: 1-866-402-6838.

FORD CROWN VICTORIA MODIFIER GUIDE

Ford Motor Company has developed an industry-exclusive Crown Victoria Police Interceptor Modifier Guide available at fleet.ford.com for download.

This guide assists vehicle modifiers in producing and installing safe, high-quality aftermarket products. Ford believes that safety and quality come first, and to achieve customer satisfaction, we want to assist modifiers in attaining the highest standards possible in their products.

When ordering your new Crown Victoria Police Interceptor, you can utilize the regular production options to specify Crown North America as your vehicle upfitter. Your new vehicle will be delivered with any of the 5 available police equipment prep packages, minimizing your vehicle downtime and helping to maximize your impact in the community.

The following pages detail the content of each package listed below to help you determine what best meets your needs. **Visit crown-na.com or call 1-866-402-6838 for more information.**

SUMMARY OF UPFIT PACKAGES

65A – BASE POLICE PREP PACKAGE 65P – BASE LIGHTING PACKAGE 68P – COMPLETE POLICE PREP PACKAGE 65W – VISIBILITY PACKAGE 65U – READY-FOR-THE-ROAD PACKAGE



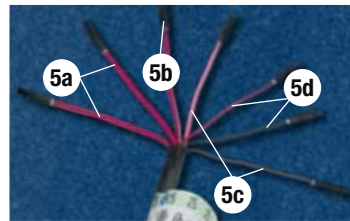



	FEATURE	OPTION CODE				
		65A	65P	68P	65W	65U
1.	2 FRONT AND 2 REAR STROBE BULBS	X	X	X	X	X
2.	ALTERNATING HEADLIGHT FLASHER (WIG-WAG MODULE)	X	X	X	X	X
3.	ALTERNATING HEADLIGHT FLASHER OVERRIDE WIRE AND RELAY	X	X	X	X	X
4.	WIRING HARNESS	X	X	X	X	X
5.	TRUNK PIGTAIL HARNESS	X	X	X		
6.	CONSOLE MOUNTING PLATFORM			X	X	X
7.	CENTER WIRING CONDUIT			X	X	
8.	HIDDEN MANUAL REAR DOOR-LOCK PLUNGER			X	X	X
9.	TRUNK AIR CIRCULATION FAN			X	X	X
10.	PERMANENT RUBBER TIE-DOWN STRAP			X	X	X
11.	DUAL TRUNK STORAGE BOXES			X	X	X
12.	REAR TRUNK COMMUNICATIONS SERVICE TRAY			X	X	X
13.	STROBE LIGHT POWER SUPPLY		X		X	X
14.	2 HIGH-INTENSITY FLASHING REAR DECK LED LIGHTS		X		X	X
15.	VISIBILITY SWITCH PANEL				X	
16.	LIGHTING AND SIREN CONTROLLER					X
17.	LIGHTING RELAY CENTER				X	X
18.	RJ11 SERIAL CABLE					X
19.	REMOTE SIREN AMPLIFIER					X
20.	2 GRILLE STROBE LIGHTS					X
21.	100-WATT SIREN/SPEAKER					X

BASE POLICE PREP PACKAGE – 65A

The Base Police Prep Package is ideal for fleets that do their own upfitting or that subcontract with a local installation facility. It includes a versatile, model-specific wiring harness to help standardize your Crown Victoria Police Interceptor upfitting. Visit crown-na.com or call 1-866-402-6838 for more information.

The following items are included in all packages shown:**

1. 2 FRONT AND 2 REAR STROBE BULBS
Installed in front marker light and taillight lenses. The Strobe Light Power Supply is required to flash Strobe Bulbs.
2. ALTERNATING HEADLIGHT FLASHER (WIG-WAG MODULE)
Control wire is accessible at console for connection to customer-supplied positive control switch box.
3. ALTERNATING HEADLIGHT FLASHER OVERRIDE WIRE AND RELAY
Provides for optional override at night.
4. WIRING HARNESS
Includes the following items:
 - a. 6 Strobe Light Cables shielded and grounded, pre-run to the front marker lights, taillight lenses and front grille. Industry-standard configuration for addition of customer-supplied aftermarket strobe power supplies
 - b. 2 Grille Strobe Light Connectors for plug-and-play lights
 - c. Glove Compartment Power Distribution Center fused in engine compartment. 5 power and ground wires for customer use. 5 fuses: 2 battery- and 3 ignition-powered
 - d. Trunk Power Distribution Center fused in engine compartment. 4 power and ground wires for customer use. 4 fuses: 2 battery- and 2 ignition-powered
4. WIRING HARNESS (CONTINUED)
 - e. 50-Amp Battery Circuit and Ground accessible at console only
 - f. 50-Amp Battery Circuit and Ground accessible at console; shared circuit with trunk pigtail harness
 - g. 50-Amp Battery Circuit and Ground accessible at console or trunk, for radio communications
 - h. 2 Extra Wires pre-run to the front of the vehicle, accessible at console or trunk
 - i. Horn/Siren Relay Circuit accessible at console or trunk
 - j. 4 Extra Wires pre-run from the engine compartment to console
 - k. 4 Extra Wires pre-run from console to trunk
5. TRUNK PIGTAIL HARNESS
Includes the following:
 - a. Two 50-Amp Battery Circuits and Grounds accessible in trunk only
 - b. 50-Amp Battery Circuit shares a circuit with console harness
 - c. 30-Amp Ignition Circuit and Ground accessible in trunk only
 - d. 2 Siren/Speaker Wires pre-run to front of vehicle



BASE LIGHTING PACKAGE – 65P

This package can help fleets – especially those faced with a shortage of manpower and space – get their vehicles into service more quickly. Visit crown-na.com or call 1-866-402-6838 for more information.

Includes contents of the Base Police Prep Package (65A), plus the following:**

13. STROBE LIGHT POWER SUPPLY
Includes 6 outlets with front shutdown. Required to flash Strobe Bulbs.
14. 2 HIGH-INTENSITY FLASHING REAR DECK LED LIGHTS
Includes matching interior color housings (Light Camel, Medium Light Stone or Charcoal Black). Red and blue color configuration is standard.



*Strobe Bulb Limited Warranty: 1 year/36,000 miles. See your dealer for details. Siren Speaker Limited Warranty: 2 years/36,000 miles. See your dealer for details.

**The Base Police Prep Package (65A) and the Base Lighting Package (65P) are not available with the Police Power Pigtail (179) and utilize circuits provided by the standard power distribution connector, light bar connector and rear-access power point. Police Interceptor equipment packages are covered under the New Vehicle Limited Warranty of 3 years/36,000 miles except where noted. Strobe Bulb Limited Warranty: 1 year/36,000 miles. See your dealer for details.





CROWN VICTORIA QUALITY UPFITTING

COMPLETE POLICE PREP PACKAGE – 68P

The Complete Police Prep Package is perfect for fleets that do their own upfitting or that subcontract with a local installer. It includes factory-approved mounting solutions to help ensure safe and secure police equipment. Visit crown-na.com or call 1-866-402-6838 for more information.

Includes contents of Base Police Prep Package (65A), plus the following:*

6. **CONSOLE MOUNTING PLATFORM**
Secured using existing mounting points. The powder-coated aluminum mounting plate is pre-drilled and tapped for the safe addition of equipment.
7. **CENTER WIRING CONDUIT**
Includes a 2" x 4" opening. For ease of installation, the conduit will house and protect any additional wires or communications cables from the center console to the trunk.
8. **HIDDEN MANUAL REAR DOOR-LOCK PLUNGER**
Maintains control of rear doors via hidden plunger located in door frame of rear doors. Orderable (Option 948) to maintain rear window operation from driver and front-passenger switches.
9. **TRUNK AIR CIRCULATION FAN**
Pulls air from passenger area into trunk to help climatize area for equipment.
10. **PERMANENT RUBBER TIE-DOWN STRAP**
Helps secure trunk lid when carrying larger items like a bicycle.
11. **DUAL TRUNK STORAGE BOXES**
Maximize trunk space, provide equipment mounts and have clear, protective covers.
12. **REAR TRUNK COMMUNICATIONS SERVICE TRAY**
Slides on heavy-duty tracks. Used for equipment mounting. Shipped with secure spare tire.



VISIBILITY PACKAGE – 65W

This package can help fleets that are short of manpower and space put their vehicles into action faster. It includes plug-and-play lighting components and mounting solutions. Visit crown-na.com or call 1-866-402-6838 for more information.

Includes contents of Complete Police Prep Package (68P), plus the following:*

13. **STROBE LIGHT POWER SUPPLY**
Includes 6 outlets with front shutdown. Required to flash Strobe Bulbs.
14. **2 HIGH-INTENSITY FLASHING REAR DECK LED LIGHTS**
Includes matching interior color housings (Light Camel, Medium Light Stone or Charcoal Black). Red and blue color configuration is standard.
15. **VISIBILITY SWITCH PANEL**
Includes 4-position slide switch and 4 rocker switches. Controls strobes, LEDs and alternating headlight flasher. Capable of controlling 8 lighting functions. Installed to console with bracket.
17. **LIGHTING RELAY CENTER**
Fused at 150 amps through 8 relays. 8 fuses. 8 outputs available in trunk for connection of customer-supplied lighting. Use with the Visibility Switch Panel.




READY-FOR-THE-ROAD PACKAGE – 65U

This package can help fleets that are short of manpower and space put their vehicles into action faster. It includes plug-and-play lighting components and mounting solutions. Visit crown-na.com or call 1-866-402-6838 for more information.

Includes contents of Complete Police Prep Package (68P), plus the following*:

6. **CONSOLE MOUNTING PLATFORM**
Secured using existing mounting points. The powder-coated aluminum mounting plate is pre-drilled and tapped for the safe addition of equipment.
8. **HIDDEN MANUAL REAR DOOR-LOCK PLUNGER**
Maintains control of rear doors via hidden plunger located in door frame of rear doors. Orderable (Option 948) to maintain rear window operation from driver and front-passenger switches.
9. **TRUNK AIR CIRCULATION FAN**
Pulls air from passenger area into trunk to help climatize area for equipment.
10. **PERMANENT RUBBER TIE-DOWN STRAP**
Helps secure trunk lid when carrying large items like a bicycle.
11. **DUAL TRUNK STORAGE BOXES**
Maximize trunk space, provide equipment mounts and have clear, protective covers.
12. **REAR TRUNK COMMUNICATIONS SERVICE TRAY**
Slides on heavy-duty tracks. Used for equipment mounting. Shipped with secure spare tire.
13. **STROBE LIGHT POWER SUPPLY**
Includes 6 outlets with front shutdown. Required to flash Strobe Bulbs.
14. **2 HIGH-INTENSITY FLASHING REAR DECK LED LIGHTS**
Includes matching interior color housings (Light Camel, Medium Light Stone or Charcoal Black). Red and blue color configuration is standard.
16. **LIGHTING AND SIREN CONTROLLER**
Programmable with 4-position slide switch, 13 illuminated buttons and 5 siren tones. Installed to console with bracket.
17. **LIGHTING RELAY CENTER**
Fused at 150 amps through 8 relays. 8 fuses. 8 outputs available in trunk for connection of customer-supplied lighting. Use with the Lighting and Siren Controller.
18. **RJ11 SERIAL CABLE**
Pre-run from console to trunk for connection between lighting and siren controller and remote siren amplifier.
19. **REMOTE SIREN AMPLIFIER**
Meets California Code of Regulations (CCR) Title 13, Article 5. Utilizes horn/siren circuit for activating siren and changing tones. Radio rebroadcast, common mic input and second siren/speaker output in trunk. (Mic kit not included.)
20. **2 GRILLE STROBE LIGHTS**
Installed with mounting brackets. Red and blue color configuration is standard.
21. **100-WATT SIREN/SPEAKER****
Includes replaceable driver. Installed with mounting bracket. Sound output meets Society of Automotive Engineers (SAE) J1849 and Class A 500-ft. audibility.



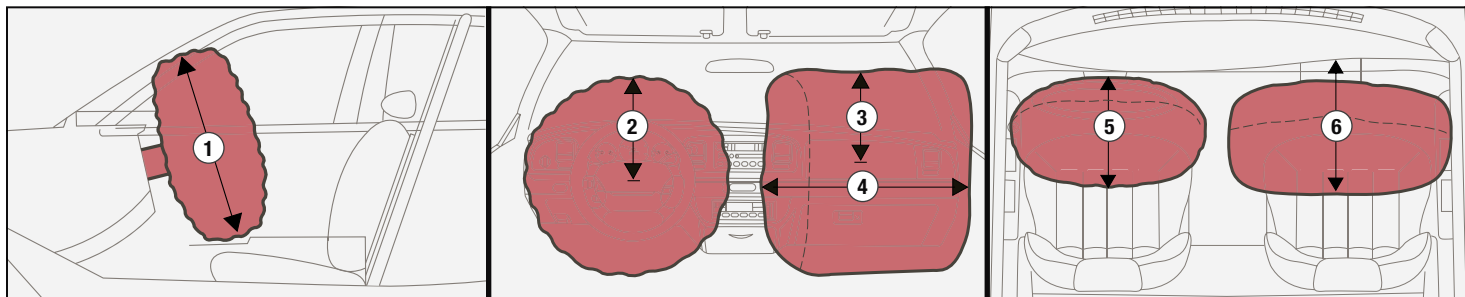
*Complete Police Prep Package (68P), Visibility Package (65W) and Ready-for-the-Road Package (65U) are not available with the Police Power Pigtail (179) or the cloth split bench seat (F) and utilize circuits provided by the standard power distribution connector, light bar connector and rear-access power point. Police Interceptor equipment packages are covered under the New Vehicle Limited Warranty of 3 years/36,000 miles except where noted. Strobe Bulb Limited Warranty: 1 year/36,000 miles. See your dealer for details.

**Siren Speaker Limited Warranty: 2 years/36,000 miles. See your dealer for details.

CROWN VICTORIA EQUIPMENT MOUNTING

EQUIPMENT MOUNTING GUIDE*

CLEAR AREA AROUND STANDARD DUAL-STAGE FRONT AIRBAGS



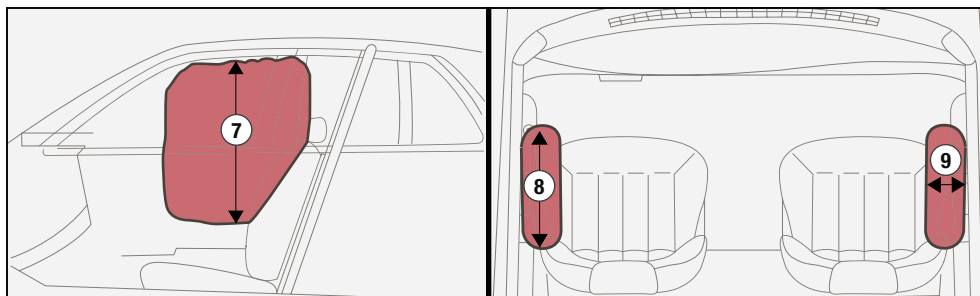
1. 775 mm (30.5 in.) cross section through center of vehicle (driver side shown)

2. 241 mm (9.5 in.) from center of airbag door
3. 399 mm (15.7 in.) from center of airbag door
4. 724 mm (28.5 in.) wide

5. 429 mm (16.9 in.) driver side
6. 599 mm (23.6 in.) front-passenger side compartment

No objects should be placed between the airbags due to airbag variability.

CLEAR AREA AROUND STANDARD FRONT-SEAT SIDE AIRBAGS



7. 699 mm (27.5 in.) up from side airbag module

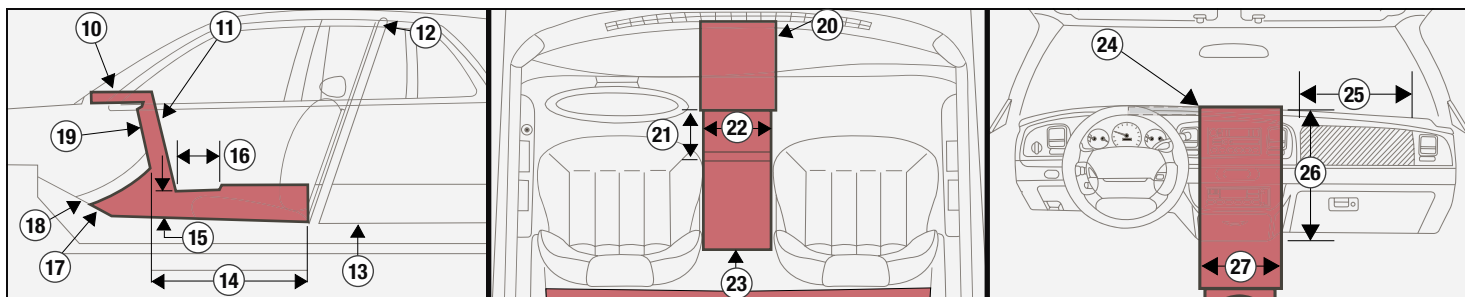
8. 381 mm (15 in.) forward of seatback

9. 203 mm (8 in.) from outboard side of seat

WARNING:

Aftermarket police equipment (such as communications gear) must not be mounted in the airbag deployment zone. Vehicles equipped with bench seats may not have sufficient room to mount such equipment. Bucket seats may be required.

CLEAR AREA AROUND CENTER CONSOLE



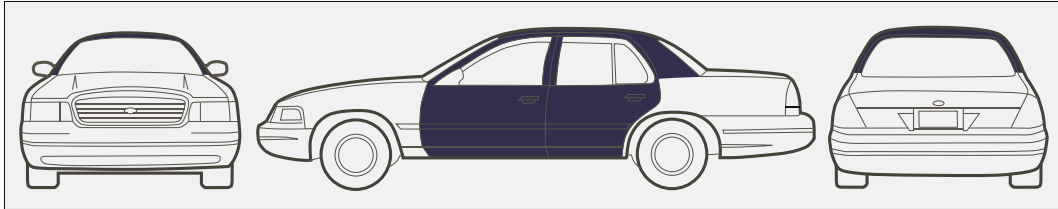
10. Area on top of instrument panel
11. Area in front of center console from tunnel up to instrument panel
12. Prisoner screen
13. 254 mm (10 in.)
14. Area on tunnel between seats
15. Height: 216 mm (8.5 in.)
16. 305 mm (12 in.)
17. Area on tunnel beneath center console
18. Tunnel
19. Depth: 38 mm (1.5 in.)

20. Equipment mounted on top of instrument panel must not interfere with driver visibility
21. Area on tunnel between seats
22. 229 mm (9 in.)
23. 305 mm (12 in.)

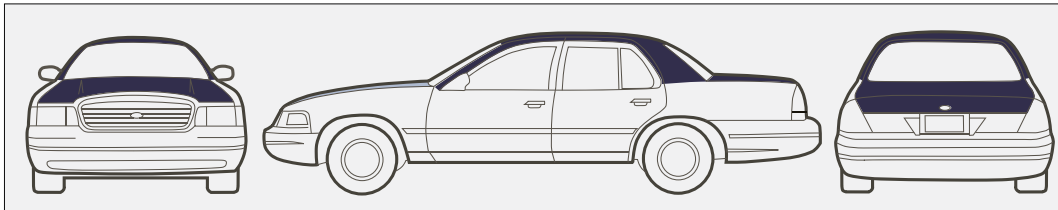
24. Equipment mounted on top of instrument panel must not interfere with driver visibility
25. The airbag door must be kept clear for deployment of airbag
26. Area in front of center console from bottom of ashtray to top of instrument panel (see No. 1 for dimensions)
27. 279 mm (11 in.) width centered horizontally on ashtray door

TWO-TONE PAINT TREATMENTS

OPTION 952 – Accent paint on front and rear doors, roof and pillars; bodyside moldings are accent color.

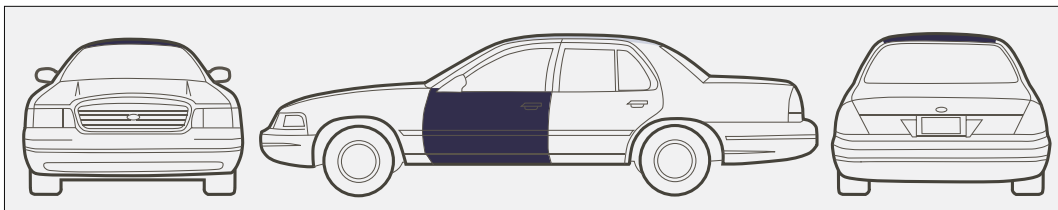


OPTION 953 – Accent paint on hood, roof, A- and C-pillars and trunk lid; bodyside moldings are primary color.



OPTION 955 – Accent paint on front doors and roof; bodyside moldings are primary color.

OPTION 956 – Accent paint on front doors and roof; bodyside moldings are accent color on front doors and primary color on rear doors.




NOTE:

Exterior colors are available in 3 different two-tone configurations. Accent color can be any of the available exterior colors. Street Appearance Package (60B) includes retail exterior color options only.

Vehicle Special Order (VSO) facilitates customized solutions for fleet customers with special needs by providing special paint options that are not offered through regular or fleet-only production. VSO offers 30 special paint colors not found on the regular Car Exterior Color Selection chart. VSO can also formulate a new paint color and/or two-tone configuration to meet your needs. Visit fleet.ford.com to view VSO paint options and two-tone configurations.

2009 COLORS & TRIM

EXTERIOR



1 Vibrant White (WT)** 2 Smokestone M (HG)** 3 Arizona Beige M (AQ)** 4 Medium Brown M (BU) 5 Dark Toreador Red M (JL)**
6 Light Ice Blue M (LS)** 7 Norsesea Blue M (KR)** 8 Light Blue M (LN) 9 Ultra Blue M (MM) 10 Royal Blue (LM) 11 Dark Blue (LK)
12 Light Grey (TM) 13 Silver Grey M (TN) 14 Silver Birch M (JP)** 15 Medium Titanium M (YG) 16 Black (UA)**

M = Metallic **Street Appearance Package color. For Exterior/Interior availability, please see your Order Guide.

INTERIOR



1 Light Camel 2 Medium Light Stone
3 Charcoal Black

NOTE:

Because of occasional variations in printing, consult your Ford Dealer to ensure that the color choice you make is correct. Ford uses clearcoat paint for beauty and protection. All colors may not be available on all series. See your dealer for details.

Visit fleet.ford.com for more information on colors and special paint options.

ESCAPE HYBRID

OUTSTANDING FUEL ECONOMY WITH SUV CAPABILITY



FOR PARKING ENFORCEMENT AND SECURITY PATROL

- 2.5L I-4 engine with improved horsepower – **New**
- Escape Hybrid offers improved fuel economy and fewer pollutants than a conventional SUV, without the daily hassle of recharging an electric vehicle
- Gas engine turns on and off automatically, so your fuel goes farther
- Power assist from the electric motor helps provide V6-like acceleration
- Regenerative braking recharges the 330-volt nickel-metal-hydrate (NiMH) battery
- Purchasing Escape Hybrid may help you save on both state and federal taxes*
- Meets strict SULEV II and AT-PZEV emissions standards**
- Recommended 10,000-mile/12-month oil change interval reduces maintenance costs compared to regular-engine vehicles
- 8-year/80,000-mile limited warranty coverage for catalytic converter, electronic emissions control unit and onboard emissions diagnostic device†
- 8-year/100,000-mile limited warranty coverage for the high-voltage battery, electronically controlled Continuously Variable Transmission† and the DC/DC converter

ALL STANDARD

- 110-volt AC power outlet in front console
- 4-wheel independent suspension
- Cruise control
- Dual-zone Electronic Automatic Temperature Control
- Easy Fuel™ capless fuel-filler system – **New**
- Floor console with floor shifter, 4 cupholders, 2 removable storage bins and power point with cap
- Ford SYNC™
- Intelligent 4WD System (4WD models only)
- Mirrors – Power sideview
- Power windows and door locks
- Remote keyless entry with 2 integrated keyhead transmitters
- Seat – 6-way power driver
- Seats – Front low-back cloth buckets and rear 60/40 split with adjustable head restraints
- Seats – Earth-friendly cloth-trimmed fabrics and bio-foam
- Steering wheel-mounted cruise control
- Transmission – Electronically controlled Continuously Variable Transmission (eCVT)
- Wheels – 16" cast-aluminum

STANDARD SAFETY & SECURITY

- AdvanceTrac® with class-exclusive†† RSC® (Roll Stability Control™)
- Airbags – Front-seat side§
- Airbags – Safety Canopy® System with side-curtain airbags§ and rollover sensor
- Battery saver with headlamps-off delay
- Brakes – Power front disc and rear drum with Anti-lock Brake System (ABS)
- Child-safety rear door locks
- Head restraints and 3-point safety belts on all 5 seating positions
- LATCH – Lower anchors and tether anchors for child-safety seats
- Personal Safety System® for driver and front passenger – Includes dual-stage front airbags,§ safety belt pretensioners, safety belt energy-management retractors, safety belt usage sensors, driver-seat position sensor, crash severity sensor, restraint control module and Front-Passenger Sensing System
- SecuriLock® passive anti-theft ignition system
- Tire Pressure Monitoring System§§ (excludes spare)

Escape Modifier's Guide is available at fleet.ford.com for download. Escape may not be used as an ambulance or as a pursuit vehicle (no excessive speed). For deployed airbag clearance zones, refer to the Modifier's Guide for mounting aftermarket equipment.

ABOUT HYBRID

Escape Hybrid offers improved fuel economy and fewer pollutants than a conventional SUV, without the daily hassle of recharging an electric vehicle

- Gas engine turns on and off automatically depending on driving conditions, so your fuel goes farther
- Power assist from the electric motor helps provide V6-like acceleration performance
- Regenerative braking captures energy to recharge the 330-volt nickel-metal-hydrate battery
- Like Ford Escape, Escape Hybrid offers spacious seating, cargo room and creature comforts, in addition to extended driving range
- Full-hybrid technology thrives in city and stop-and-go driving
- Meets strict SULEV II and AT-PZEV emissions standards**

OPTIONAL FEATURES#

ITEM	OPTION CODE
Hybrid Energy/Navigation/Audiophile® System	60N
Integrated side step bars	187
Moonroof	43M

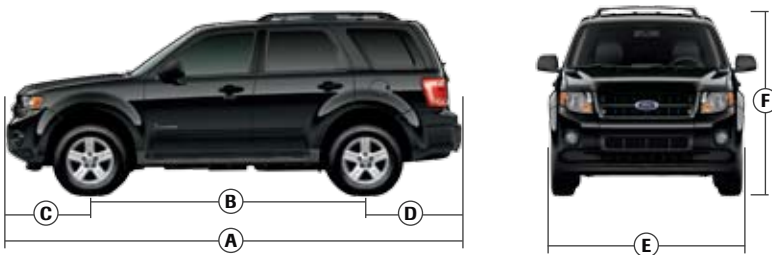
FLEET EXCLUSIVE

Daytime running lamps	942
Engine block heater	41H

ENGINE##

NET HORSEPOWER	165	
2.5L I-4 ENGINE		
Horsepower @ rpm	142 @ 6000	Torque (lb.-ft. @ rpm) 136 @ 4500
ELECTRIC MOTOR		
Horsepower @ rpm	94 @ 5000	

DIMENSIONS & CAPACITIES^




EXTERIOR (in.)	FWD/4WD
A. Length	174.7
B. Wheelbase	103.1
C. Overhang (front)	33.7
D. Overhang (rear)	37.8
E. Width – Excluding mirrors	71.1
Including mirrors	81.3
Mirrors folded	77.9
F. Height (excluding options)	67.7
Minimum running ground clearance	8.3
Liftover height	29.7
Ramp breakover angle	18.7°
Angle of approach	19.5°/19.6°
Angle of departure	27.8°/27.7°

INTERIOR (in.)	FWD/4WD
Front	
Head room	40.4
Shoulder room	56.6
Hip room	53.3
Leg room	41.6
Rear	
Head room	39.2
Shoulder room	55.9
Hip room	49.1
Leg room	35.6
CARGO VOLUME (cu. ft.)	
Behind front row	66.1
Behind rear row	27.8

2009 COLORS & TRIM

EXTERIOR



1 White Suede (WS)[†] 2 Kiwi Green M (NZ) 3 Light Ice Blue M (LS) 4 Brilliant Silver M (U1)[†]
 5 Black Pearl Slate M (T9) 6 Black (JA) 7 Oxford White (YZ)

M = Metallic • [†]New for 2009.

INTERIOR



Stone

*See your local tax advisor or visit fuelconomy.gov or eere.energy.gov/cleancities for more information. **SULEV II (Super Ultra Low Emissions Vehicle) and AT-PZEV (Advanced Technology Partial Zero Emissions Vehicle) are ratings approved by the California Air Resources Board. Vehicles sold in federally regulated states meet the Environmental Protection Agency's Tier 2/Bin (3) emissions standards. [†]10-year/150,000-mile Hybrid Battery Limited Warranty in CA, CT, MA, ME, NJ, NY, RI and VT. See your dealer for limited warranty details. ^{††}Small Hybrid SUV. [‡]Always wear your safety belt and secure children in the rear seat. ^{‡‡}Alerts driver when the pressure in one or more tires is low. ^{‡‡‡}Available on select series. See your dealer for details. ^{‡‡‡‡}Preliminary data. ^{‡‡‡‡‡}Based on 2008MY ratings.

EXPLORER XLT

SPECIAL SERVICE PACKAGE



FOR SPECIAL INVESTIGATION AND OFF-ROAD DUTY

- Explorer received NHTSA's 5-Star crash test ratings for frontal and side-impact*
- AdvanceTrac® with RSC® (Roll Stability Control™), standard
- Control Trac® 4WD system, optional
- Features the Intelligent Safety System™
- Independent Rear Suspension

ALL STANDARD

- Air conditioning
- Audio – AM/FM stereo/single-CD player with MP3 capability and auxiliary audio input jack
- Axle – 3.55 non-limited-slip
- Cargo Management System
- Cargo shade
- Class II trailer tow hitch receiver/4-pin trailer wiring harness and connector/Trailer Sway Control
- Cruise control
- Easy Fuel™ capless fuel-filler system
- Engine – 4.0L SOHC V6
- Liftgate – One piece with flip-up glass
- Mirror – Day/night rearview
- Power points – 12 volt (3); front (2) and second row (1)
- Power rack-and-pinion steering
- Power windows and door locks
- Privacy glass – Rear doors, rear quarter windows and backglass
- Rear-wheel drive (4x2)
- Rear-window defroster
- Remote keyless-entry system with 2 integrated keyhead transmitters
- Roof side rails
- Seats – Front low-back buckets with adjustable head restraints and 6-way power for driver; rear 60/40 split
- Solar-tinted glass – Windshield and front doors
- Tilt steering wheel
- Transmission – 5-speed automatic in floor console
- Wheels – 16" painted-aluminum
- Wipers – Intermittent front and rear with speed-sensitive front

Explorer may not be used as an ambulance or as a pursuit vehicle (no excessive speed). For deployed airbag clearance zones, refer to the Special Service/Fleet Manual for mounting aftermarket equipment.

STANDARD SAFETY & SECURITY

- AdvanceTrac with RSC (Roll Stability Control)
- Belt-Minder® safety belt reminder
- Brakes – 4-wheel disc with Anti-lock Brake System (ABS)
- Front-seat side airbags**
- Illuminated entry
- Intelligent Safety System™ for driver and front passenger includes airbags** with adaptive venting and airbag inflators, safety belt pretensioners, adaptive load-limiting safety belt retractors, safety belt usage sensors, driver-seat position sensor, crash severity sensor, restraint control module, 5-level front-passenger seat occupant-classification sensor, and adaptive-load steering column
- Safety Canopy® System with side-curtain airbags** and rollover sensor
- Side-intrusion door beams
- Tire Pressure Monitoring System† (excludes spare)

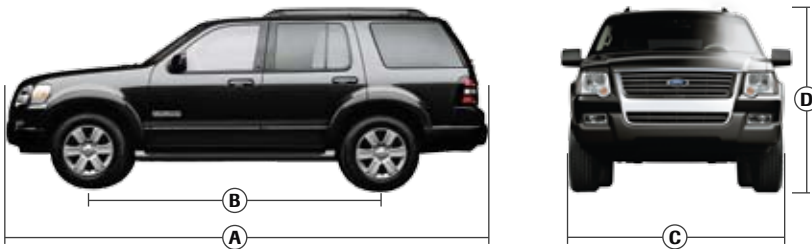
SPECIAL SERVICE PACKAGE^{††} (VSO CODE UPM)

- Ground straps
- Heavy-duty battery (750 CCA)
- Roof Wiring Prep Package
- Special Service/Fleet Manual

OPTIONAL FEATURES

ITEM	OPTION CODE	FLEET EXCLUSIVE	OPTION CODE
17" machined-aluminum wheels (4x4 only)	64X	Daytime running lamps	51D
Control Trac 4WD system	U73	Engine block heater	41H
Floor mats – All-weather rubber	16N	Power, heated sideview mirrors	54U
Ford SYNC™	61B	Running boards	186
Running boards – Black	186	Skid Plates Package (4x4 only)	51E
Tires – P245/65R17 A/T BSW (4x4 only)	T5V	Trailer Tow Prep Package [†] (Class III/IV)	53G
Trailer Tow Prep Package (Class III/IV)	53G		

DIMENSIONS & CAPACITIES[‡]



EXTERIOR (in.)

A. Length	193.4
B. Wheelbase	113.7
C. Width (excluding mirrors)	73.7
D. Height (with options)	72.8
Minimum running ground clearance	8.3

INTERIOR (in.)

Front head room	39.8
Front leg room	42.4
Loadfloor height	31.4
Seating capacity [§]	5 or 7

CARGO VOLUME (cu. ft.)

Behind front row	85.8
Behind second row	45.1

MAX. GVWR^{§§} (lbs.)

4x2	6020
4x4	6190

CARGO LENGTH (in.)

Length to front row @ beltline	74.4
Length to second row @ beltline	38.6

CARGO WIDTH (in.)

Wheelhouse	44.9
Width of rear opening @ floor	48.3

TURNING RADIUS (ft.)

Curb-to-curb	36.8
--------------	------

ENGINE – 4.0L V6[#]


Horsepower	210 hp @ 5100 rpm
Torque	254 lb.-ft. @ 3700 rpm
Fuel capacity (gal.)	22.5

MECHANICAL

Alternator	130 amp
Battery	72 AH
Cold Cranking Amps (CCA)	650

2009 COLORS & TRIM

EXTERIOR



1 White Suede (WS) 2 Oxford White (YZ)* 3 Dark Copper M (T5)^{##} 4 Sangria Red M (JV)^{##}
 5 Sport Blue M (U1)^{##} 6 Brilliant Silver M (U1)^{##} 7 Black (UA)

M = Metallic • ^{##}New for 2009. *Late availability. *Fleet only option.

INTERIOR



1 Camel 2 Black

*Star ratings are part of U.S. Department of Transportation's safercar.gov program (safercar.gov). **Always wear your safety belt and secure children in the rear seat. †Alerts driver when the pressure in one or more tires is low. ††Available on XLT series only. ‡3.73 non-limited-slip axle required and only available when ordered with 4.0L V6. ‡‡Dimensions shown may vary due to optional features and/or production variability. §See fleet.ford.com for vehicle seating configurations. §§When properly equipped. §§§Based on 2008MY ratings.

EXPEDITION/EXPEDITION EL

SPECIAL SERVICE VEHICLE (SSV)



FOR TACTICAL WORK AND OFF-ROAD DUTY

- 2 models available: Expedition and Expedition EL
- 5.4L SOHC 3-valve V8 engine – **Now it's an FFV**
- Independent Rear Suspension – **New**

ALL STANDARD

- Accessory delay
- Air conditioning
- Alternator – 150-amp
- Audio – Premium AM/FM stereo with single-CD player, MP3 capability and clock
- Autolamp – Automatic on/off headlamps and rainlamp feature*
- Axle – Rear non-limited-slip (3.73 ratio)
- Brakes – 4-wheel disc Anti-lock Brake System (ABS)
- Column shifter
- Console – Full overhead
- Easy Fuel™ capless fuel-filler system – **New**
- Floor covering – Vinyl
- Fog lamps
- Front tow hooks (4x4 only)
- Independent Rear Suspension – Multilink
- Mirror – Auto-dimming rearview
- Mirrors – Black, power, heated sideview, with security approach lamps
- Power door locks
- Power windows – One-touch-down driver-window feature
- Privacy glass – Rear quarter windows, rear doors and backglass
- Rear AC and heat with 2nd-row map light
- Seats – 1st-row captain's chairs with power-adjustable driver seat
- Seats – 2nd-row 40/20/40 split bench, vinyl
- Skid plates – Front only on 4x2; front, transfer case and fuel tank on 4x4
- Step bars (4x2 non-EL only)
- Tilt steering column with cruise control
- Tires – P265/70R17 A/S BSW (4x2)
- Tires – P265/70R17 on-/off-road OWL (4x4)
- Trailer Tow – Integrated Class IV hitch receiver with 4-pin connector
- Transmission – 6-speed automatic with overdrive
- Variable-assist, power rack-and-pinion steering
- Wheels – 17" steel (non-EL), 17" aluminum (EL)
- Wipers – Front speed-sensitive intermittent and rear intermittent with washer/defroster

Expedition Modifier's Guide is available at fleet.ford.com for download. Expedition/Expedition EL may not be used as an ambulance or as a pursuit vehicle (no excessive speed).

STANDARD SAFETY & SECURITY

- Adaptive steering column
- AdvanceTrac® with RSC® (Roll Stability Control™)
- Airbags – Safety Canopy® System with side-curtain airbags** for outboard passengers, and rollover sensor
- Airbags – Front-seat side**
- Belt-Minder® safety belt reminder
- Brakes – Power 4-wheel disc with Anti-lock Brake System and Brake Assist
- Perimeter alarm
- Personal Safety System® for driver and front passenger – Includes dual-stage front airbags** safety belt pretensioners, safety belt energy-management retractors, safety belt usage sensors, driver-seat position sensor, crash severity sensor and restraint control module
- Safety belts – Color-keyed lap/shoulder belts with adjustable D-rings and 3-point belts for all outboard passengers
- SecuriCode™ keyless-entry keypad
- SecuriLock® passive anti-theft ignition system
- Side-intrusion door beams
- SOS Post-Crash Alert System – **New**
- Tire Pressure Monitoring System† (excludes spare)

SSV STANDARD EQUIPMENT (PACKAGE 928)

- 2nd-row profile map light
- Column shifter
- Flat loadfloor
- Floor console delete
- Floor mats delete
- Mirror – Day/night rearview
- Mirrors – Power, heated sideview
- Rear auxiliary A/C and heat
- Seats – 1st-row cloth captain's chairs
- Seats – 2nd-row vinyl 40/20/40 split bench
- Seat – 3rd-row delete
- Skid plates – 4x2, front
- Skid plates – 4x4, front, transfer case, fuel tank
- Vinyl floor covering

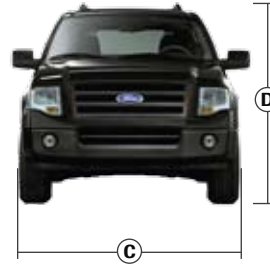
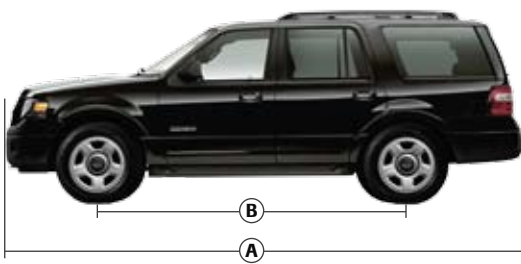
OPTIONAL FEATURES

INTERIOR	OPTION CODE
Seats^{††}	
– 2nd-row 40/20/40 split bench, cloth, (N/A with 875 3rd-row seat)	21F
– 2nd- and 3rd-row benches, cloth	21S
– 3rd-row 60/40 split bench, vinyl	875
EXTERIOR	
Daytime running lamps	43D
Engine block heater	41H
Running boards (4x4 only on non-EL)	186

OPTIONAL PACKAGES

ITEM	OPTION CODE
Heavy-Duty Trailer Tow Package	536
– Class IV hitch receiver, 4- and 7-pin connectors, heavy-duty auxiliary transmission oil cooler and radiator, and electronic brake wiring kit	
XLT Convenience Package	50X
– Power-adjustable pedals, power rear quarter windows, Universal Garage Door Opener, 6-disc CD changer and Reverse Sensing System	

DIMENSIONS & CAPACITIES[§]



	EXPEDITION 4x2/4x4	EXPEDITION EL 4x2/4x4
EXTERIOR (in.)		
A. Length	206.5	221.3
B. Wheelbase	119.0	131.0
C. Width (excluding mirrors)	78.8	78.8
D. Height (including roof rails)	77.2	77.7/78.3
Maximum payload (lbs.)	1570/1510	1620/1570
Base curb weight (lbs.)	5647/5851	5834/6088
Minimum running ground clearance (in.)	8.7	8.7
TRACK WIDTH (in.)		
Front	67.0	67.0
Rear	67.2	67.2
INTERIOR (in.)		
1st row		
Head room	39.6	39.5
Shoulder room	63.2	63.2
Hip room	60.2	60.2
Leg room	41.1	41.1
2nd row		
Head room	39.8	39.7
Shoulder room	63.7	63.7
Hip room	59.9	59.9
Leg room	39.1	39.1

	EXPEDITION 4x2/4x4	EXPEDITION EL 4x2/4x4
3rd row, optional		
Head room	38.3	38.0
Shoulder room	51.9	67.1
Hip room	50.2	51.8
Leg room	37.7	37.7
CARGO VOLUME (cu. ft.)		
Behind 1st row	108.0	130.8
Behind 2nd row	55	85.5
Behind 3rd row	18.6	42.6
MAX. GVWR (lbs.)		
4x2	7200	7540
4x4	7400	7720
TURNING RADIUS (ft.)		
Curb-to-curb	40.8	43.9
ENGINE – 5.4L V8		
Horsepower	300 hp @ 5000 rpm	300 hp @ 5000 rpm
Torque	365 lb.-ft. @ 3750 rpm	365 lb.-ft. @ 3750 rpm
Fuel capacity (gal.)	28.0	33.5

2009 COLORS & TRIM

EXTERIOR



1 Oxford White (YZ)^{§§} 2 Sangria Red M (JV)^{§§} 3 Dark Blue Pearl M (DX) 4 Vapor Silver M (ZY)
 5 Black Pearl Slate M (T9)^{§§} 6 Black (UA)

M = Metallic • ^{§§}New for 2009.

INTERIOR



Stone

*Engaging the wipers in auto mode will activate lights. Lights must be in off mode to use wipers independently of light activation. **Always wear your safety belt and secure children in the rear seat.
[†]Alerts driver when the pressure in one or more tires is low. ^{††}See fleet.ford.com for vehicle seating configurations. [§]Based on 2008MY ratings.

NEW F-150 XL SUPERCREW



FOR ALL-PURPOSE ACTION

- 6-speed automatic transmission with Tow/Haul Mode included with 3-valve engines – **New**
- AdvanceTrac® with RSC® (Roll Stability Control™) – **New**
- Available Ford Work Solutions™ On-Board Technologies, optional – **New**
- Integrated Trailer Brake Controller, optional – **New**
- Max. Trailer Tow Package, optional – **New**
- SuperCrew interior with 6" additional rear seat room and standard flat loadfloor – **New**
- Trailer Sway Control – **New**
- Upgraded brakes and stronger frame

ALL STANDARD

- Air conditioning
- Brakes – Power 4-wheel vented disc with Anti-lock Brake System (ABS)
- Cargo box tie-downs (4)
- Color-coordinated carpet and floor mats
- Easy Fuel™ capless fuel-filler system – **New**
- Engine – 4.6L 2-valve EFI V8 with 4-speed automatic transmission (SuperCrew 4x2)
- Engine – 4.6L 3-valve EFI V8 with 6-speed automatic transmission with Tow/Haul Mode (SuperCrew 4x4) – **New**
- Front and rear power points
- Mechanical Shift-On-the-Fly (MSOF) (4x4 only)
- Overhead console
- Power windows, door locks and mirrors
- Quick-release tailgate with key lock and Tailgate Assist™
- Seat – Front 40/20/40 split

STANDARD SAFETY & SECURITY

- AdvanceTrac with RSC (Roll Stability Control) – **New**
- Airbags – Safety Canopy® System and front-seat side airbags* – **New**
- Belt-Minder® safety belt reminder
- LATCH – Lower anchors and tether anchors for child-safety seats
- Personal Safety System® for driver and right-front passenger – Includes dual-stage front airbags,* safety belt pretensioners, safety belt energy-management retractors, safety belt usage sensors, driver-seat position sensor, crash severity sensor, restraint control module and Front-Passenger Sensing System
- Remote keyless entry
- SecuriLock® passive anti-theft ignition system
- SOS Post-Crash Alert System – **New**
- Tire Pressure Monitoring System** (excludes spare)
- Trailer Sway Control – **New**

F-150 may not be used as an ambulance or as a pursuit vehicle (no excessive speed). For deployed airbag clearance zones, refer to the Special Service/Fleet Manual for mounting aftermarket equipment.

OPTIONAL FEATURES

- 35.7-gallon fuel tank capacity
- Audio – AM/FM stereo/single-CD player with clock
- Cargo Management System
- Electronic Shift-On-the-Fly (ESOF) 4-wheel-drive system
- Engine – 4.6L 3-valve EFI V8 with 6-speed automatic transmission with Tow/Haul Mode – **New**
- Engine – 5.4L 3-valve EFI V8 FFV with 6-speed automatic transmission with Tow/Haul Mode
- Fog lamps
- Ford SYNC™ – **New**
- Integrated Trailer Brake Controller (TBC) – **New**
- Pickup Box Access Steps – **New**
- Reverse Camera System
- Reverse Sensing System
- SecuriCode™ keyless-entry keypad
- Stowable bed extender – **New**
- Tailgate Step – **New**

FLEET EXCLUSIVES

- Cruise control
- Daytime running lamps
- Engine block heater

FORD WORK SOLUTIONS – **New**

- Cable Lock by Master Lock®
- Crew Chief™ vehicle tracking system
- In-dash computer with touch-screen Garmin® navigation
- Tool Link™ tool-tracking system by DeWalt®

OPTIONAL PACKAGES

ITEM	OPTION CODE
Cargo Management System	50L
Heavy-Duty Payload Package	627
Max. Trailer Tow Package	53M
MidBox Prep Package	55M
Snow Plow Prep Package	62S
Trailer Tow Package	53S
XL Décor Group	86D
XL Plus Package	61X

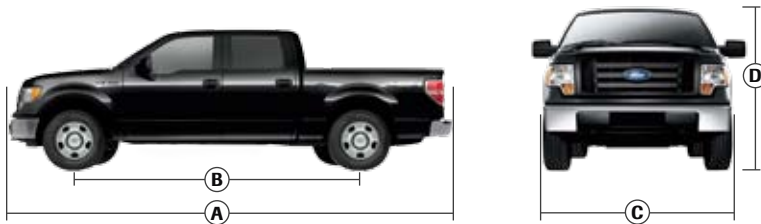
ENGINES†

ENGINE	TRANSMISSION	HORSEPOWER (hp @ rpm)	TORQUE (lb.-ft. @ rpm)
4.6L 2-valve V8	4-speed automatic	248 @ 4750	294 @ 4000
4.6L 3-valve V8	6-speed auto. with Tow/Haul Mode	Coming Soon	Coming Soon
5.4L 3-valve V8 FFV	6-speed auto. with Tow/Haul Mode	Coming Soon	Coming Soon

CARGO AREA†

CARGO AREA (in.)	5.5' Styleside Box	6.5' Styleside Box	6.5' Flareside Box	8' Styleside Box
Length at floor	67.0	78.8	78.8	97.4
Width at wheelhouse	50.0	50.0	50.0	50.0
Maximum width inside box	65.2	65.2	59.3	65.2
Volume (cu. ft.)	55.5	65.5	59.1	81.2


DIMENSIONS & CAPACITIES†



DIMENSIONS (in.)		REGULAR CAB [§]		SUPERCAB [§]			SUPERCREW		
		6.5' Box	8' Box	5.5' Box	6.5' Box	8' Box	5.5' Box	6.5' Box	
A. Overall length	4x2/4x4	213.1	231.7	219.9	231.7	250.3	231.7	243.7	
B. Wheelbase	4x2/4x4	125.8	144.5	132.6	144.5	163.2	144.4	156.6	
C. Overall width (excluding mirrors)	4x2/4x4	78.9	78.9	78.9	78.9	78.9	78.9	78.9	
D. Overall height	4x2/4x4	74.6	76.2	76.3	71.5	76.7	74.3/76.4	74.3/76.4	
CAPACITIES	Interior volume (cu. ft.)	Front	64.9	64.5	62.5	64.9	64.5	64.7	62.5
		Rear	—	—	49.1	51.1	51.1	66.5	63.8
Fuel capacity (gal.)	4x2/4x4	26.0	26.0	26.0/36.0	26.0/36.0	26.0/36.0	26.0/36.0	26.0/36.0	
Payload ^{††} (lbs.)	4x2	1690	3010	1480	1730	2620	1730	1650	
	4x4	1690	2700	1370	1460	2320	1640	1590	
Conventional towing ^{††} (lbs.)	4x2	5900	Coming Soon	8600	Coming Soon	Coming Soon	Coming Soon	Coming Soon	
	4x4	8600	Coming Soon	8200	Coming Soon	Coming Soon	Coming Soon	Coming Soon	

2009 COLORS & TRIM

EXTERIOR



1 Oxford White (YZ) 2 Pueblo Gold M (G3) 3 Stone Green M (HS)^{§§} 4 Bright Red (E4) 5 Royal Red M (UK)^{§§} 6 Blue Flame M (SZ)^{§§} 7 Dark Blue Pearl M (DX)
 8 Brilliant Silver M (U1)^{§§} 9 Sterling Grey M (UJ)^{§§} 10 Black (UA)

M = Metallic • ^{§§}New for 2009.

INTERIOR



Medium Stone

*Always wear your safety belt and, in SuperCab and SuperCrew models, secure children in the rear seat. **Alerts driver when the pressure in one or more tires is low. †Ford preliminary data.
 ††Maximum when properly equipped. ‡Available on select series. Dimensions and capacities shown may vary due to optional features and/or production variability.

E-SERIES

VAN (E-150, E-250 and E-350) & WAGON (E-150, E-350; XL and XLT)



FOR PRISONER TRANSPORT APPLICATION

- Available in extended-length body style
- Ford E-Series Van – America's best-selling van; 29 years
- The only over-8500 lbs. GVWR Van and Wagon with a standard FFV engine – **New**
- AdvanceTrac® with RSC® (Roll Stability Control™) standard on E-Series Wagons and Recreational Vans, optional on Commercial Vans with gas engines
- E-Series Wagon seats up to 15 passengers
- Electronic Throttle Control (ETC) standard on all models
- All E-Series models are over 8500 lbs. GVWR

ALL STANDARD

VAN

- 120-amp alternator (gas engines); 110-amp alternator (diesel)
- Air conditioning – Front
- Engine – 4.6L EFI V8 FFV with 4-speed automatic transmission (E-150 and E-250)
- Engine – 5.4L EFI V8 FFV with 4-speed automatic transmission (E-350)
- Fuel tank – 35-gallon capacity
- Handling Package

- Power point – 12-volt in instrument panel
- Side cargo door – 60/40 swing-out
- Tilt steering column

WAGON

- 120-amp alternator
- Engine – 4.6L EFI V8 FFV with 4-speed automatic transmission (E-150)
- Engine – 5.4L EFI V8 FFV with 4-speed automatic transmission (E-350)

- Front dome and rear cargo area lights
- Handling Package
- Side cargo door – 60/40 swing-out
- Tilt steering column

E-Series Vans and Wagons may not be used as an ambulance or as a pursuit vehicle (no excessive speed). For deployed airbag clearance zones, refer to the Body Builders layout book for mounting of aftermarket equipment.

STANDARD SAFETY & SECURITY

- 3-point safety belts with height-adjustable D-rings in all seating positions (Wagon)
- AdvanceTrac with RSC – Standard on all E-Series Wagons and Recreational Vans; optional on Commercial Vans with gas engines
- Airbags* – Driver and front-passenger front
- Brakes – 4-wheel disc with Anti-lock Brake System (ABS)
- Double-wall construction
- Fuel pump inertia shutoff switch
- Side-intrusion door beams
- Tire Pressure Monitoring System** (excludes spare)

OPTIONAL FEATURES

VAN

Air conditioning delete

Daytime Running Lamps

Engine – 6.0L Power Stroke® V8 Turbo Diesel with TorqShift® 5-speed automatic transmission (E-350)

Traction Control (gas only)

WAGON

Mirrors – Telescoping trailer tow

Power windows and door locks

Remote keyless-entry system with panic alarm

VAN & WAGON

50-State Clean Fuel Fleet Certification

155-amp HD alternator (5.4L & 6.8L only)

195-amp HD alternator (6.8L only)

Engine – 5.4L EFI V8 FFV with 4-speed automatic transmission (E-150/E-250)

OPTION CODE

57D

942

99P/44B

15T

54E

903

948

855

63D

63G/63X

99L/44Q

Engine – 6.8L EFI V10 with TorqShift 5-speed automatic transmission with Tow/Haul Mode (E-350)

Heavy-duty auxiliary battery

Instrument Panel Message Center with Engine-Hour Meter (standard with diesel, optional with gas)

Integrated Trailer Brake Controller (TBC)†

Reverse Camera System

Reverse Sensing System

SecuriLock® passive anti-theft ignition system

Sliding side cargo door

Upfitter switches (4)

FORD WORK SOLUTIONS – **New**

Cable Lock by Master Lock®

Crew Chief™ vehicle tracking system

In-dash computer with touch-screen Garmin® navigation

Tool Link™ tool-tracking system by DeWalt®

99S/44T

634

60J

68B

15C

43R

91E

60S

52S

87C

87T

87N

87L

OPTIONAL PACKAGES

VAN	OPTION CODE	WAGON	OPTION CODE
Crew Van Interior Upgrade Package	18D	Center Aisle Seating Prep Package	
Crew Van Package	47C	– 11-passenger XL	66S
Econo-Cargo® System	96B	– 11-passenger XLT	66W
Econo-Cargo Upgrade Package**	66C	– 14-passenger XL	66T
Exterior Upgrade Package	18A	– 14-passenger XLT	66Z
Interior Upgrade Package**	18B	Exterior Upgrade Package	18A
Power Group	90F	Interior Upgrade Package	18G
Premium Van Group	18M	Trailer Tow Package (Class II/III/IV) includes:	53E
QuietFlex™ III Racks and Bins Package	96Q	– Electric brake controller tap-in capability	
Racks and Bins Package**	96G	– Frame-mounted hitch receiver	
Vocational Upgrade Packages are also available; add one of these versatile options to your no-charge interior system		– Relay system for backup/B+/running lights	
		– Trailer wiring harness with bumper bracket	
		XLT Premium Package	86X

Please visit fleet.ford.com for a complete Order Guide. Econo-Cargo is a registered trademark of America's Body Company, Inc.

DIMENSIONS & CAPACITIES[§]




ENGINES

ENGINE	HORSEPOWER (hp @ rpm)	TORQUE (lb.-ft. @ rpm)
4.6L EFI V8 FFV	225 @ 4800	286 @ 3500
5.4L EFI V8 FFV	255 @ 4500	350 @ 2500
6.0L Power Stroke V8 Turbo Diesel (Van only)	235 @ 3150	440 @ 1600
6.8L EFI V10	305 @ 4250	420 @ 3250

VAN	E-150	E-150 EXTENDED	E-250 SUPER DUTY	E-250 SUPER DUTY EXTENDED	E-350 SUPER DUTY	E-350 SUPER DUTY EXTENDED
A. Length (in.)	216.7	236.4	216.7	236.4	216.7	236.4
B. Wheelbase (in.)	138.0	138.0	138.0	138.0	138.0	138.0
C. Width (in.) (excluding mirrors)	79.4	79.4	79.4	79.4	79.4	79.4
D. Height (in.)	82.4	82.6	84.8	84.9	83.7	83.6
Front head room (in.)	42.0	42.1	42.0	42.1	42.1	42.1
Front leg room (in.)	40.0	40.0	40.0	40.0	40.0	40.0
Cargo volume (cu. ft.)	237.8	278.3	237.8	278.3	237.8	278.3
Fuel capacity (gal.)	35	35	35	35	35	35
GVWR (lbs.)	8600	8600	9000	9000	9500	9500
WAGON						
A. Length (in.)	216.7				216.7	236.7
B. Wheelbase (in.)	138.0				138.0	138.0
C. Width (in.) (excluding mirrors)	79.4				79.4	79.4
D. Height (in.)	82.1				83.1	82.3
Front head room (in.)	42.0				42.0	42.0
Front leg room (in.)	40.0				40.0	40.0
Seating capacity	7/8				11/12	11/14/15
Fuel capacity (gal.)	35				35	35
GVWR (lbs.)	8600				8800	9500

2009 COLORS & TRIM


EXTERIOR



1 Oxford White (YZ) 2 Pueblo Gold (G3) 3 Yellow (BY) 4 Vermillion Red (E4) 5 Royal Red M (UK)§§ 6 Forest Green (GG) 7 Dark Blue Pearl M (DX)
 8 Brilliant Silver M (U1)§§ 9 Sterling Grey M (UJ)§§ 10 Black (UA)

M = Metallic • §§New for 2009.

INTERIOR



1 Medium Pebble
 2 Medium Flint

*Always wear your safety belt and secure children in the rear seat. **Alerts driver when the pressure in one or more tires is low. †TBC verified to be compatible with electric-actuated brakes only. For more information, see fleet.ford.com. ††No-charge option. §Based on preliminary Ford data.

CUSTOMER SERVICE – RESOURCES

FORD EXTENDED SERVICE PLANS (ESP) FOR POLICE VEHICLES



Choosing an ESP from Ford Motor Company enables you to budget your fleet expenses more easily and accurately. An ESP lets you lock in tomorrow's costs at today's rates. Vehicle maintenance plans are also available to help you plan for the future. ESPs offer these additional benefits:

- Component protection
- Deductible options
- Emergency roadside assistance
- Transferability
- Ford backing
- Rental car reimbursement

FORD FLEET CUSTOMER SERVICE

Fleet Customer Information Center (FCIC):
1-800-34-FLEET (U.S.) • 1-800-668-5515 (CANADA)
Open 8:30 a.m. – 5:00 p.m. EST

The FCIC is dedicated to supporting Fleet Accounts by providing a single source to answer all of your Fleet-related questions.

Choose from the following selections:

- Press "1" for Fleet Identification Number (FIN) and Ford Fleet Website Password Reset
- Press "1" again for FIN Team
- Press "2" for Fleet Website Password Reset
- Press "2" again for FCIC
- Press "3" for Fleet Service
- Press "8" for Ford/Lincoln Mercury Rental Car Program (FRCS/LMCRS)

QUALITY FLEET CARE



Quality Fleet Care is a centralized billing service you can use to make a single monthly payment on behalf of your entire fleet for maintenance and repairs performed at participating Ford Dealers and Quick Lane Tire & Auto Centers. Over-the-counter part purchases at participating Ford Dealers can also be included. There is no enrollment fee, no per-vehicle fee and no administration fee for warranty-covered repairs. Plus, you preset your drivers' spending limits, which cannot be exceeded without your approval. Visit fleet.ford.com/qfc or call 1-800-367-3221 for more information.

GENUINE FORD COLLISION REPAIR PARTS

If a collision puts you in need of replacement sheet metal and plastic parts such as hoods, doors, fenders and bumper components, choose Genuine Ford parts. They're the right choice for quality and peace of mind. Genuine Ford parts are equal to original parts in fit, finish and structural integrity. In fact, they're the same ones used on new vehicles, which are certified to meet Federal Motor Vehicle Safety Standards. And they're covered against corrosion/perforation under the Ford Lifelong Sheet Metal Guarantee. So don't settle for imitations. Ask your insurer to authorize Genuine Ford collision repair parts.

VEHICLE SPECIAL ORDER

Vehicle Special Order consists of a unique team of Sales, Engineering and Assembly Plant experts who are dedicated to providing you the special equipment and/or special paint options you require to grow your fleet business. VSO offers special options for the Police Interceptor. If you are looking for special equipment not currently offered, please contact your Ford Dealer to help determine whether or not your request is feasible. To find out how VSO can develop an option for you, please visit the fleet.ford.com website.



HOW MUCH EQUIPMENT CAN YOU GET THIS YEAR WITH \$100,000?*

OPTION A – Purchase today in cash



OPTION B – Purchase with the Ford Credit Municipal Lease/Purchase Finance Program



COMMERCIAL LENDING SERVICES

The Ford Credit Municipal Lease/Purchase Finance Program is a flexible funding method available to state and local governments to finance “essential use” equipment. This program can help you acquire needed vehicles at today’s prices, while taking advantage of low, tax-exempt interest rates and avoiding large lump-sum expenditures.

LEARN MORE ABOUT IT:

- Contact your local Government Account Manager or your Ford Dealer’s Commercial Account Manager
- Visit fordcredit.com/municipal
- Or call 1-800-241-4199

BENEFITS INCLUDE:

- Maximize limited budget funds, as only the current year’s lease payments are included in the operating budget
- Accumulate equity with each payment and realize ownership with a final payment of \$1 at lease end
- No down payment or security deposits are required

- Avoid the repercussions of a tax increase, or the expense and complexity of a bond issue to finance equipment acquisitions
- Optional Ford Extended Service Plans and vehicle accessories may be included in the amount financed; Ford Credit Municipal Finance handles all of the financial arrangements, offering highly competitive rates that provide lower payments
- Flexible payment schedules, including monthly, quarterly or annual payments, can be arranged to meet your financial requirements – consult your tax advisor to determine whether you qualify for tax-exempt financing

*Based on the assumption that you could purchase 5 vehicles costing \$20,000 each with a payment of \$100,000 from your annual budget, or you could lease/purchase 14 vehicles costing \$20,000 each for 3 years at 5.50%, resulting in annual payments of \$98,373. This is an example and rates and prices are subject to change. Funding subject to approval by Ford Credit.

POLICE ADVISORY BOARD MEMBERS

An industry first, this board is composed of 25 leading officials who help Ford refine current vehicles and develop future offerings. In addition to acting as a liaison and resource for law-enforcement agencies nationwide, the Police Advisory Board provides frank and direct feedback on the products, programs and policies of Ford. The advisory board's input on safety, reliability and durability is essential to Ford Fleet's resolute commitment to serving unique police operational needs. Please visit fleet.ford.com for additional information on the Police Advisory Board.



JOHN E. ALLEY
San Diego Police Department
jalley@pd.sandiego.gov
(619) 527-6020



JACK GRAY
Village of Elk Grove
jgray@elkgrove.org
(847) 734-8080



BRIAN MORAN
Los Angeles County
Sheriff's Department
bjmoran@lasd.org
(323) 881-3982



BRAD BERNHARDT
Kansas Highway Patrol
bbernhardt@khp.ks.gov
(785) 368-8701



DAVID HALLIDAY
Michigan State Police
hallidd@michigan.gov
(517) 322-1787



PAUL POWERS
Ontario Provincial Police
paul.powers@ontario.ca
(705) 329-7647



JOHN BLACKWOOD
Seminole County Sheriff's Office
jblackwood@seminolesheriff.org
(407) 665-6592



ED HANLON
Kansas Highway Patrol, Troop G
ehanlon@ksturnpike.com
(316) 682-4537, ext. 2352



SCOTT RECTOR
New York State Police
srector@troopers.state.ny.us
(518) 457-5996



KEITH BRANNER
Harris County
keith_branner@co.harris.tx.us
(713) 755-5362



JIM HANSON
Vernon County Sheriff's Department
jhanson@vernoncounty.org
(608) 637-2123




AL ROBINSON
Nevada Highway Patrol
arobinson@dps.state.nv.us
(775) 684-4468



BRAD BREWER
Vancouver Police Department
brad.brewer@vpd.ca
(604) 717-3349, ext. 1411



GREG HESTER
Metropolitan Police Department, DC
greg.hester@dc.gov
(202) 576-5388



ED SANOW
Law and Order Magazine
esanow@hendonspub.com
(800) 843-9764



JEFF BROWNE
Arizona Department of Public Safety
jbrowne@azdps.gov
(602) 223-2520



WILLIAM G. HOLLARS
Oklahoma Highway Patrol –
Department of Public Safety
bhollars@dps.state.ok.us
(405) 425-2302



GEORGE SCHWARZ
City of Harrisburg Police
gschwarz@cityofhbg.com
(717) 236-4728



BETH CAMPBELL
Federal Bureau of Investigation
beth.campbell@ic.fbi.gov
(202) 324-4868



BRUCE MACLEAN
Charles County Sheriff's Office
macleanb@ccso.us
(301) 609-6242



GARY SMITH
City of Greensboro
gary.smith@greensboro-nc.gov
(336) 373-2448



MARK CARON
Massachusetts State Police
mark.caron@pol.state.ma.us
(508) 820-2271



MICHAEL McCANTS
Palm Beach County Sheriff's Office
mccantsm@pbso.org
(561) 688-3482



ANDREW TERPAK
City of Miami Beach
andrewterpak@miamibeachfl.gov
(305) 673-7000, ext. 3601



MIKE McCLARY
Indianapolis Metropolitan
Police Department
X0032@indygov.org
(317) 327-5383



North American Fleet, Lease & Remarketing Operations

© 2008 Ford Motor Company 09FLTPO

fleet.ford.com • 1-800-34-FLEET

Some features discussed may be optional. Vehicles shown may contain optional equipment. Features shown may be offered only in combination with other options or subject to additional ordering requirements or limitations. Dimensions shown may vary due to optional features and/or production variability. Information in this brochure was developed from Order Guides as of March 2008. Following publication of this catalog, certain changes in standard equipment, options and the like, or product delays may have occurred which would not be included in these pages. Remember that even advanced technology cannot overcome the laws of physics. It's always possible to lose control of a vehicle due to inappropriate driver input for the conditions. For more information on AdvanceTrac with RSC, visit fleet.ford.com. Trailer Brake Controller verified to be compatible with electric-actuated brakes only. DeWalt is a registered trademark of DeWalt Industrial Tool Company. Garmin is a registered trademark of Garmin Ltd. Master Lock is a registered trademark of Master Lock Company LLC. For more information, visit fleet.ford.com. Ford Motor Company reserves the right to change product specifications at any time without incurring obligations. All comparisons based on 2008 competitive models.